

Parent Guide☆☆

How can I use this with my children?

This activity is a great way for your children to practise identifying adjectives in sentences. Your children will need to carefully read each sentence and circle the describing word that is used.

How does this help my children's learning?

Adjectives add extra detail to sentences by describing things and objects within them. Your children will learn to identify and use these word types and can use this activity to practise this skill.

Ideas for further learning:


You could try asking your children to identify adjectives in spoken sentences when out and about. Get them to describe things using adjectives or identify ones that you use to describe something.



Spot The Adjectives

1. The cat is pretty.
2. I have long legs.
3. She found a shiny shell.
4. The happy penguin looked up.
5. The big elephant drank water.
6. The dog had fluffy fur.

Read the sentences and circle the adjective in each of them.




Now, choose three of the sentences above and rewrite them below, changing the adjectives to make them more exciting.

Example: The cat is **beautiful**.

Spot The Adjectives

1. The cat had pretty eyes.
2. Mark has long legs.
3. She cut her hand on the rough log.
4. The shiny diamond sparkled in the bright sun.
5. The calm penguin looked around the pebbly beach.
6. The huge elephant drank from the murky waterhole.
7. The small dog has fluffy, brown fur.

Read the sentences and circle the adjectives in each of them.




Now, choose five of the sentences above and rewrite them below, changing the adjectives to make them more exciting.

Example: The cat had **attractive** eyes.

Spot The Adjectives

1. The cat had beautiful, green eyes.
2. Mark the spider has eight long legs.
3. She laughed excitedly at the funny, foolish clown.
4. The shiny diamond glistened in the bright sun.
5. The black and white penguin waddled calmly around the pebbly beach.
6. The furry, adorable dog wagged his stubby tail at the postman.
7. She won an impressive prize for being an inspiring, remarkable scientist.
8. She won a prize for being an extremely clever scientist.

Read the sentences and circle the adjectives in each of them.



Now rewrite all of the sentences below. Add more detail by extending the sentences or adding in another adjective to make them more exciting.

Example: The cat had **beautiful**, **green** eyes and a **gorgeous** tail.

Adjectives
Worksheet
Resource
Pack

[illegible]

Y1 Describing Materials Differentiated Worksheets

Describing Materials
Materials are made from different materials. Use the words in the sentences.

A brick is _____

This plastic water bottle is _____

My woollen hat is _____

A raincoat is _____

My friend's glasses are _____

Describing Materials
Match up the describing words with the objects.

| | | |
|--|--|-------------|
| | | strong |
| | | see through |
| | | soft |
| | | waterproof |
| | | hard |

Draw your favourite toy here. What does it feel like?

ink saving Eco

[illegible]

Explore and Discover More