

First Steps

Admission to primary school: a guide for
parents

2019
2020


Application Deadline
15 January 2019


Apply online at
www.cambridgeshire.gov.uk/admissions

September 2018


Key Information


Cambridgeshire Admissions Team

 Admissions Team
OCT1221
The Octagon
Castle Hill
Cambridge
CB3 0AP


 0345 045 1370
FAX 01223 727941


Office Hours
Mon-Thurs 09:00-17:00
Friday 09:00-16:30


 admissions@cambridgeshire.gov.uk

 <http://www.cambridgeshire.gov.uk/admissions>


Social and Education Transport Team (SETT)


 0345 0455 208

 edtransport@cambridgeshire.gov.uk

 www.cambridgeshire.gov.uk/education/transport

Advisory Centre for Education (ACE)

 0300 0115 142

 www.ace-ed.org.uk

Department for Education (DfE)

OfSTED

 www.ofsted.gov.uk

Schools finder directory:

 <https://data.gov.uk/apps/uk-school-finder>

School performance tables:

 <http://education.gov.uk/schools/performance/>

Foreword



I am delighted to present this booklet that has been written especially for parents and carers of children who are due to start primary school either for the first time or for those who are transferring to junior or middle school.

We have fantastic schools in Cambridgeshire and we are very proud of them. All children are special and we are committed to making sure they have the best opportunities possible to learn and reach their potential.

All the information you need to know about the admissions process is available in this guide and is also available on the County Council's website at:
www.cambridgeshire.gov.uk/admissions

In addition to the information you find here, each school produces its own prospectus and provides opportunities for parents to visit and find out more about the facilities and services provided.

A handwritten signature in dark ink, appearing to read 'Wendi Ogle-Welbourn'.

Wendi Ogle-Welbourn

Executive Director: People and Communities for both Cambridgeshire & Peterborough Councils

Contents

Key Information.....	2
Introduction.....	6
• This booklet explains:	6
Children with a Statement of Special Educational Needs or Education, Health and Care Plan.....	87
Admission of children from overseas	87
Children in public care	87
Important Dates.....	98
Making an Application.....	98
• How the process works	109
• What has happened in previous years?	109
• Use all three Preferences	109
• Which schools to apply for?	109
• Can I apply for schools outside of Cambridgeshire?	1140
How to Apply.....	1244
• Applying Online	1244
• Applying on Paper	1442
• Supplementary Information Forms (SIF)	1442
• Changing Preferences	1543
Frequently Asked Questions.....	1644
• When should my child start school?	1644
• Accelerating or Deferring your child's place	1644
• Which schools can I apply for?	1644
• I don't know the area very well, how do I find out where the schools are?	1644
• What happens if I apply after the closing date?	1644
• What is my child's home address?	1645
• My Child's time is divided between two addresses, which one do we use?	1745
• Shared Parental Responsibility	1745
• How will you verify my address?	1745
• What happens if I move address?	1946
• My child currently attends an Independent school / a school in another County is there anything different I need to do?	2047
• What if someone uses a fraudulent address or gives other false information on their application?	2047
• What is a Catchment Area?	2047
• How is home to school distance measured?	2047
• What if I forget to make an application for my child?	2048
• What happens if I have twins or multiple-birth children?	2148
• I wish to make an application for a school that is outside of Cambridgeshire, who do I send my application to?	2148
• What if I want my child to start Primary School a year early or a year late?	2148
• I have recently moved from overseas, is my child eligible to apply for a school place?	
• My child was previously a Looked After Child, is there anything different I need to do?	
• Who can make an application for my child?	2249
• How will you contact me if you require further information or documents?	2249
• My older child was previously refused a place at our catchment school, how does this affect our new application?	2220
How are Places offered?	2421
• What are oversubscription criteria?	2421
• What types of schools are there in Cambridgeshire?	2421

The Allocation Process	<u>2522</u>
• How it Works	<u>2522</u>
• What is a designated school?	<u>2522</u>
• When will I know which school my child has been offered?	<u>2623</u>
• What if my child does not get a place at any of my preferred schools?	<u>2623</u>
• What is a Reserve List?	<u>2623</u>
• Accepting a school offer	<u>2724</u>
• Declining a school offer	<u>2724</u>
• Offer after refusal	<u>2724</u>
How do I appeal?.....	<u>2825</u>
• How do I request an appeal?	<u>2825</u>
• When will my appeal be heard?	<u>2825</u>
• What happens at an appeal hearing?	<u>2825</u>
What if my appeal is unsuccessful?	<u>2926</u>
• What if my appeal is successful?	<u>2926</u>
Infant Class Size.....	<u>3027</u>
• What is infant class size legislation?	<u>3027</u>
• What happens at an infant class size appeal?	<u>3027</u>
• What does “reasonable” mean?	<u>3027</u>
• What if my Infant Class Size Appeal is unsuccessful?	<u>3027</u>
• What if my Infant Class Size Appeal appeal is successful?	<u>3027</u>
Home to school transport.....	<u>3128</u>
• Will my child be entitled to home to school transport?	<u>3128</u>
• Where can I find further information about Home to School Transport?	<u>3128</u>
Where can I get further information?	<u>3229</u>
• The Local Offer	<u>3229</u>
• Parents’ School Preference Adviser	<u>3229</u>
• Advisory Centre for Education	<u>3229</u>
Cambridgeshire School Directory	<u>3330</u>
Cambridge City Primary Schools	<u>3434</u>
Huntingdonshire Schools.....	<u>8780</u>
South Cambridgeshire Schools	<u>121444</u>
Glossary of terms.....	<u>151437</u>
Useful Contact information	<u>153439</u>
Neighbouring Local Authorities	<u>154440</u>

Introduction

This booklet is for parents and carers of children living in Cambridgeshire applying either for entry to Reception at primary, infant or first school or transferring to Year 3 of a junior school or Year 5 of a middle school in September 2019. For the purpose of this guide all three groups are referred to as “Primary Schools”.

Commented [BA2]: Do we still have any of these? I thought GVC was now all-through primary. Should this be taken out?

If your child lives outside Cambridgeshire, please contact your home local authority for details on how to apply. To check if you are a Cambridgeshire resident, please consult the websites:

<http://my.cambridgeshire.gov.uk/> for details of your catchment school; if your address is not listed you are not a Cambridgeshire resident and should apply to your home Local Authority.

~~If your child lives outside Cambridgeshire, please contact your home local authority for details on how to apply. To check if you are a Cambridgeshire resident, please consult the website <http://my.cambridgeshire.gov.uk/> for details of your catchment school; if your address is not listed you are not a Cambridgeshire resident and should apply to your home Local Authority. If you are in any doubt, please email admissions@cambridgeshire.gov.uk before submitting your application.~~

Commented [BA3]: Do you want to provide the link to YouGov somewhere? That way they can check if they are a Cambs resident, and if not who they should be talking to.

<https://www.gov.uk/find-local-council> for details of your home Local Authority; if Cambridgeshire is not shown as your Local Authority you should not apply to Cambridgeshire County Council

• This booklet explains:

- How to decide which school/s you would like to apply for;
- How to make your application for a primary school place, where that is the natural year of entry;
- How places will be allocated when a school receives more requests for places than it can accommodate;
- What will happen if it is not possible to offer your child a place at your preferred school.

Starting school for the first time or changing school is an important step for your child, and we realise it can be a difficult time for you as well. Cambridgeshire County Council co-ordinates the admissions to all maintained (state) schools and academies (including free schools) in the county and aims to make the process fair and transparent for all.

Please read the information in this booklet carefully and contact us if you need any further help. Contact details for the Admissions Team are provided on the front inside cover and other useful contacts are given on page 138.

Commented [BA4]: Wrong page number

All information is available on our website at:
www.cambridgeshire.gov.uk/admissions

Please use the website to make your application online which is a quick and easy way of applying for a school place. It is essential that you make your application by **15 January 2019**.

When you are considering which schools to apply for, please read the information in this booklet carefully.

Information about Cambridgeshire primary schools can be found within the Cambridgeshire School Directory from page 30 onwards. We would also encourage you to find out more about the schools you are interested in by visiting the school, looking on their website and reading their prospectus.

Children with a Statement of Special Educational Needs or Education, Health and Care Plan

If your child has a Statement of Special Educational Needs or an Education, Health and Care Plan, you should not make your application directly to the Admissions Team.

You will receive information from your child's SEN Casework Officer regarding the specific application process for your child. If you have any queries, please contact the Statutory Assessment Team (SAT) who will be able to advise you further.

Statutory Assessment Team (SAT)

☎ 01480 372600

@ Start@cambridgeshire.gov.uk

🌐 http://www.cambridgeshire.gov.uk/info/20136/special_educational_needs_and_disabilities_local_offer

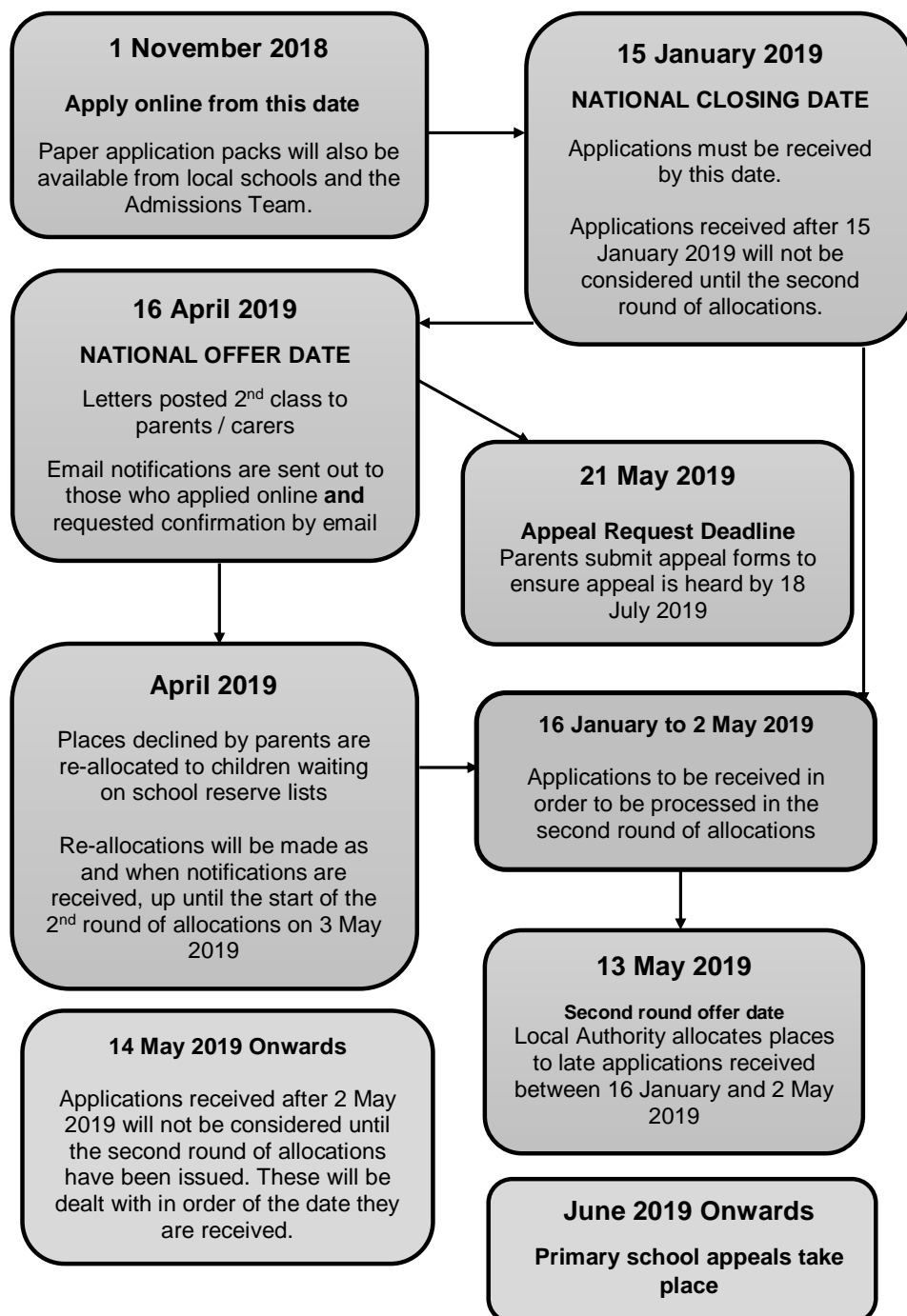
Admission of children from overseas

If you are moving from overseas and will be resident in Cambridgeshire for 6 teaching weeks or longer your child may be eligible for a primary school place. You should submit your application by the national closing date of **15 January 2019**. You will then need to provide proof of your Cambridgeshire address by 31 January 2019; failure to do so may invalidate your application, please see page 15-16 for further details.

Children in public care

If you are the foster carer of a child who is currently in public care, also known as a looked-after child (LAC) the application should be completed in cooperation with, and countersigned by, the child's assigned social worker. Applications made on behalf of children in public care that are not signed by a social worker will not be processed until such time as a social worker's signature is received.

Important Dates



Making an Application

- **How the process works**

Under the co-ordinated admissions arrangements, you can list the schools that you wish to apply for, in order of preference, on one application form. This includes schools both within and outside the authority area in which you live. You can apply online or return your application form to the county where your child lives.

All local authorities use a computerised system to exchange details of applications with each other, and to co-ordinate the offer of places to ensure each child is offered only one school place. This will be for the highest preference school that can offer a place to your child when the oversubscription criteria have been applied to all applications.

Where a school receives more applications than it has places available it is referred to as being over-subscribed. The published over-subscription criteria will be used to decide the order in which applicants will be offered places.

The aim of co-ordinated admissions is to make the system fairer, with more parents being offered one of their preferred schools.

- **What has happened in previous years?**

In April 2018 the following percentage of Cambridgeshire families were offered one of the schools listed on their application form:

- **94.69%** were offered a place at their first preference school;
- **99%** were offered a place at one of their three preferred schools.

- **Use all three Preferences**

In Cambridgeshire, you can apply for up to three schools in order of preference. If you only apply to one school, you will only be considered for that school. If you only apply for one school, and cannot be offered that school, your child will be allocated a place at the nearest school with a vacancy after all expressed preferences have been processed. Schools do not know the order in which you have ranked them on your application form, or which other schools you have applied for. That information is confidential prior to the allocation of places. You should place the schools in the order you would like your child to attend.

No applicant will be allowed more than three active preferences at any one time, even if they are applying for schools within another Local Authority that allows applicants to rank four or more schools.

- **Which schools to apply for?**

You can apply for a place at any maintained (i.e. non-fee paying) mainstream school on your home authority's online system or paper application form, as long you are applying for the school's natural year of entry. **If your child is attending an infant/first/lower school, but you apply for a Year 3 or Year 5 place at a primary school rather than a junior or middle school, this application will be deemed as an 'in year' application because Reception is the normal year of entry for primary school. Please do not apply for a place in Year 3 or 5 at a primary school using the Common Application Form (CAF), as such applications will not be processed as part of the County Council's co-ordinated scheme.**

You need to think realistically about how likely you are to be offered a place at a particular school before you apply for it.

Commented [KS5]: Remove the bullet point – not necessary looks too busy.

Commented [WA6]: Remove all bullet points from these entries then as ones below also bullet pointed? **Sophia –are these bullet points critical to the page that says which pages topics are on?**

Commented [KS7]: Is this what it is called?

Try to obtain as much information as possible about how places at your preferred schools are allocated:

- Look at the directory section in this guide to;
- view the over-subscription criteria for each school, and
- see how many children were offered places last year, and the criterion allocated to.
- Consider which criterion applies to your child.
- Consider which school is your nearest school.
- Check that your information about a school is correct –visit the school, talk to school staff and make an informed decision for your child.
- Do not make your decision based on other people's opinions or experiences. Your situation is different and things change every year.

It is recommended that you name your catchment school as one of your three preferences, because this is the school that is most likely to be able to offer your child a place.

Commented [KS8]: Should these points be listed under a title: what you need to consider?
. be realistic about how likely you are to be offered a place
.view the over subscription criteria or each school
. consider which criterion applies to your child
.consider which school is your nearest
Etc....

Important information

If you choose not to express a preference for your child's catchment school you should be aware of the following:

- There is no guarantee of a place being available at your catchment school, if you are unsuccessful with your preferred school. Nor will you automatically be considered for it if you do not include it as a preference.
- Your child may be allocated a school place much further away from your home.
- You will be responsible for all home to school transport arrangements and costs.
- There is no guarantee that a younger brother or sister will be allocated a place at your preferred school in future years.

• Can I apply for schools outside of Cambridgeshire?

If you live near the county boundary, you may want to consider applying for schools in neighbouring authority areas. Contact details of these can be found on page 139 of this guide. However, living in Cambridgeshire, you will still need to make your application through Cambridgeshire County Council.

Commented [BA9]: Wrong page number

If you are submitting preferences for schools outside of the area covered by Cambridgeshire County Council it is essential that you also contact the Local Authority who maintains the school you are applying for. While many Local Authorities adhere to the 15 January 2019 closing date, individual authorities set their own dates for additional documents including, but not limited to, Supplementary Information Forms and proof of address documents. Failure to meet the deadlines set by the Local Authority in question, may have an adverse effect on your child's school offer.

Remember

- Make time to visit the school(s).
- Do not judge a school by what others say
- Make realistic preferences
- Think about transport and how your child will get to school.
- Consider younger siblings when making your selection.

How to Apply

All applications must be completed and returned to the Admissions Team by the national closing date of **15 January 2019**.

It is vital that you apply on time. Applications received after this date will be treated as late and will not be offered a place until the second round of allocations, when many of the more popular schools may be full, and you are much less likely to be offered a place at your preferred school.

**In 2018 we received over 550 late Primary school applications.
As a result, many of these applicants missed out on a place at their preferred school(s).**

There are two ways to make your application for a school place.

- Online via our website www.cambridgeshire.gov.uk/admissions
- On a Primary Transfer Application, copies of which are available from your local primary / infant school, on request, by post from the Admissions Team or available for download from our website.

• Applying Online

It is quick, simple and safe to make your application online, and 93.78% of parents made their application this way last year. The facility will be available via the website; www.cambridgeshire.gov.uk/admissions from **1 November 2018** and you can make your application from this date until **15 January 2019**.

The benefits of making your application online are as follows;

- You will receive an email confirmation that your application has been received.
- Available 24 hours a day, 7 days a week until the national closing date 15 January 2019.
- You can log in and view your child's school offer on 16 April 2019. This will also be sent by email, on the day, to those who request it when applying online.
- You can change the details on your application up until midnight on the closing date.
- The system has a series of security procedures which keeps the information provided safe.
- There is no risk that your application will get lost in the post.

Online Applications

- All online applications must be submitted **before** midnight on **15 January 2019**. Any applications begun but left un-submitted will **not** be considered.
- Please ensure that you have read the Terms and Conditions **before** submitting your application.
- If you re-visit your application at any time you **must** ensure that it is re-submitted, otherwise the application cannot be processed. It is your responsibility to ensure your application status is "**submitted**" before midnight on 15 January 2019.

- **Applying on Paper**

If you prefer not to make your application online, you can choose to complete a paper application ~~form available on our website~~ this is available by calling 0345 045 1370. Please be aware that you will not be able to receive your offer by email and you will have to wait until your offer is received in the post. Should the Admissions Team ~~require~~ need to get in contact with you, this will be done by post. This may have an impact on the speed your application is processed, ~~from the school or from the Admissions Team directly.~~

Commented [KS10]: Will the form be available on our website or should this read contact customer service centre?

Commented [TS11R10]: I have made some changes to the paragraph. Please feel free to amend as required.

Please note, if you are applying for a Reception, Year 3 (junior) or year 5 (middle) place where that is the natural year of entry for the school, you must complete the primary transfer application. If you complete an in-year application form it will be returned to you and your preferences will not be processed.

All paper applications must be returned to the Admissions Team by **15 January 2019**.

If you have already made an online application for your child, you **must not** submit a paper form as well. If we do receive both a paper and an online application, the application with the most recent date (i.e. the latest) will be the application accepted.

Posting your Application Form

Please also ensure that you have provided the correct postage for your envelope, as failure to do so will lead to your application form not being received.

We recommend that all paper application forms are posted by “signed-for” recorded delivery, and that you retain your proof of postage. The Admissions Team accept no responsibility, and will make no exceptions, for applications that do not reach us and are not posted by this method.

You may also wish to include a stamped, self-addressed envelope with your application form, so we can post you a confirmation slip when it has been received.

If you choose to hand the application in to your child’s current school, please request a confirmation receipt.

- **Supplementary Information Forms (SIF)**

In most cases it is only necessary to complete the local authority’s application form. However, some schools also require the completion of a **Supplementary Information Form (SIF)**. This is used to help the governors consider your application fully, in accordance with the school’s oversubscription criteria.

If you wish your child to be considered under the school’s criteria you **must** complete a SIF (available either on our website or from the school) and return it to the **school** directly, before the closing date on **15 January 2019**.

Please ensure that you read the specific requirements for the school(s) that you wish to apply for, as these may differ from school to school. Please be aware that if you do not complete and return the required SIF by the closing date, your child will not be considered under the schools’ religious criteria.

• Changing Preferences

You may change your preference(s), prior to the closing date, either by editing and re-submitting your online application, or by completing a new paper application form.

In all cases these changes must be made by the closing date of 15 January 2019.

You cannot amend your preferences after the closing date unless there are genuine reasons for doing so, e.g. a recent house move. You will be required to provide evidence of the change in circumstances when submitting the request and they will only be considered where a complete application has been received by the national closing date of 15 January 2019.

Any requests to change already submitted preferences received after **15 January 2019** regardless of the circumstances, will not be considered until the second round of school place allocations on 13 May 2019.

Please bear in mind that only one application will be processed per child at one time. **This means that any new application received will replace your previous application and cancel any previous offer made.** If the parent or carer wishes to keep their initial offer or remain on reserve lists for schools they originally requested and were refused, they must be included on any amended application. This means that on any new application, if we can offer a new, higher preference, any schools requested as lower preferences on the form will no longer be considered and you will lose the right of appeal for the lower requested schools.

Commented [WA12]: Shelly – is the box below clearer?

Commented [KS13]: I know what you mean but I'm not sure this is clear? How do other authorities make this point – any examples?

Changing any preferences

~~Please bear in mind that o~~Only one application will be processed per child at any ~~one-given~~ time.

This means that you must include any schools from your latest application above your new preferences on your second or subsequent application if you would like them to remain as ~~an~~ active preferences. When you make a new application, you will be agreeing to the following:

- That any previous offer of a school place that has been made will be withdrawn if we can offer a place at any school from your second or subsequent applications.
- That you will no longer have the right to appeal against a refusal for a school that is not included on your most recent application.
- That your child's name will be removed from any waiting list for that school

Frequently Asked Questions

- **When should my child start school?**

Your child is eligible to start school the **September** following their 4th birthday, but legally must start the term following their 5th birthday.

If your child was born between 1 September 201~~3~~⁴ and 31 August 201~~4~~⁵ you will need to submit your application by **15 January 2019**.

On receipt of your child's school offer you may choose to take up this place:

- Immediately (from September 2019); [or](#)
- On a part-time basis until the beginning of the term after their 5th birthday; or
- Defer your child's admission until the beginning of the term after their 5th birthday but not beyond the beginning of the final term of the school year for which it was made. This means, if your child is summer born they will need to start school in April 2020 to keep the place at the school offered. If your child does not start school in April 2020 you will need to apply in June 20~~19~~²⁰ for a Year 1 place with no guarantee of the same school being offered.

We recommend all parents discuss these admission options with the school following receipt of their child's offer letter.

- **Accelerating or Deferring your child's place**

You may seek a place outside your child's normal age group if, for example, your child is summer born, gifted and talented or has experienced problems such as ill health. For more information on acceleration or deferrals please contact the Admissions Team.

- **Which schools can I apply for?**

You can apply for a place at any maintained or academy (i.e. non-fee paying) mainstream school on your home authority's online system or paper application form, as long you are applying for the school's natural year of entry.

If you submit invalid preferences, such as an independent school or a school where the year group you are applying for is not the natural year of entry, these preferences will be discarded and you may not be offered the opportunity to name other schools in their place.

- **I don't know the area very well, how do I find out where the schools are?**

A list of schools is provided in the directory section of this guide. You can also visit <http://my.cambridgeshire.gov.uk/> which enables you to search for schools based on your home postcode.

Please be aware that the distances you find stated here will not be as accurate as the measurements used when we decide the outcome of a tiebreaker which is calculated using a different mapping system.

- **What happens if I apply after the closing date?**

Any application made after 15 January 2019 will be treated as a late application, which means that it will not be processed until the second round of [applications](#). Late applicants will not receive an offer of a school place on 16 April 2019 and are less likely to be offered places at more popular schools, which may be oversubscribed.

- **What is my child's home address?**

Commented [KS14]: Remove bullet point just leave bold subheading

Commented [TS15R14]: Unfortunately removing the bullet points will have an impact on the table of contents – If you really do not want them, then please let me know and I will see what I can do.

Commented [WA16]: Sophia – will removing bullet points mess up index page?

Commented [BA17]: Should this say allocations?

Commented [KS18]: Remove bullet points

It is very important that the address you give on your child's application will be your child's permanent or main residence at the time school places are allocated on **16 April 2019**. Unless you are applying based on a future house move that you have made the Admissions Team aware of, and for which you have provided sufficient supporting evidence of, this should also be the address where your child will be residing when they start school in September 2019.

Commented [BA19]: Delete word?

- **My Child's time is divided between two addresses, which one do we use?**

Your child's application can only be considered from **one** home address. The address used on your application **must** be the address at which your child spends the majority of school nights (Sunday through Thursday).

When a child's time is divided equally between two addresses you **must** provide a copy of a child benefit letter or a doctor's registration letter, this address will then be used as your allocation address. Failure to do so by 31 January 2019 will result in your application not being processed.

Please be aware that an address used for before and after-school childcare arrangements will **not** be considered.

- **Shared Parental Responsibility**

Where more than one adult shares parental responsibility and live at different addresses, it is important that agreement be reached, prior to making the application, on which schools to apply for.

If different applications are received, or the Admissions Team is made aware of a dispute between two parents, all applications will be placed on hold and will **not** be processed until such time that:

- one joint application is made, signed by all parties; or
- written agreement is provided from both parents; or
- a court order is obtained confirming which parents' application carries precedence

Please ensure that only one joint application is submitted by 15 January 2019. If multiple applications are received you risk your child not being considered for a school place or an offered place being withdrawn.

- **How will you verify my address?**

The Local Authority will take steps to verify your child's home address either by cross referencing information held by your child's current (Cambridgeshire maintained) school or by requesting that you provide proof of the address.

Proof of address provided **must** be in the name of the person making the application. This proof may be requested at any point during the admissions process, including after your application has been submitted, and may include one or more of the following documents:

- A copy of your Council tax bill for the current year
- TV Licence (valid for the current year) with the name and address of the applicant
- A photocopy of the Child Benefit statement, showing parent's name, the child's name and the home address for the current year or dated within the last 12 months

Documents below must be dated within 3 calendar months of your application being received:

- A copy of a rental agreement for a minimum of six school weeks signed and dated by both the tenant and the landlord
- A copy of a recent utility bill for your home address, showing usage – Gas, Electricity, Water, Telephone (Not mobile phones)
- A copy of your driving licence issued within the last three months showing your new Address
- Copy letter from a Housing Association confirming that you and the child are living at the address
- HMRC Tax notification documentation
- Credit Card Statements dated within the last three months
- Bank/Building Society/ Statement dated within the last three months
- Letter from National Asylum Support Service (NASS) or UK Border Force (UKBA) confirming placement at the address
- A photocopy of the child's medical card, showing the home address
- Home Office paperwork (including child's name and date of birth)
- A letter from your solicitor confirming exchange of contracts on your new property you are purchasing stating a full postal address. Preferably with a completion date
- A Deed of Assignment
- If you are moving in with a friend or relative we will need a letter from the friend/relative confirming that you are coming to stay with them (mentioning you all by full name) and we will also need to see a recent utility bill for the friend/relative dated within the last three months
- A copy of the notice to quit (if returning to a property you own, that is currently tenanted)

~~This proof may be requested at any point during the admissions process, including after your application has been submitted, and may include one or more of the following documents:~~

Unless otherwise stated above, this proof of address must have been issued no earlier than three months before the date your application is received.

If you do not return the satisfactory documentation before 31 January 2019 this may invalidate your child's application. Where the request for documentation is made after 31 January 2019, failure to provide the information required by the date named in the request may invalidate your child's application.

Where your child currently attends a Cambridgeshire maintained nursery or infant school, we recommend you contact the school prior to submitting your application to ensure they hold the correct address on record for your child

• **What happens if I move address?**

If you move address at any point during the admissions process, either within Cambridgeshire or into Cambridgeshire, it is **your** responsibility to immediately inform the Admissions Team, in writing, of this change and provide proof of your new address. Failure to do this may invalidate your child's application.

If you wish for the school offer to be based on a future house move (to take place by September 2019), you will need to submit your application form by 15 January 2019, noting the move on your form, and provide proof of the new address before **31 January 2019** in order for it to be considered.

If your proof of address is not / cannot be provided by **31 January 2019**, your child's school allocation will be based on the address currently held on record, if your child currently attends a Cambridgeshire nursery or infant school.

If you are moving from overseas or your child does not currently attend a Cambridgeshire Early Years Setting / maintained school and you do not provide your proof of address before **31 January 2019**, your application will **not** be processed until the satisfactory proof is received, which means that you will not receive an offer of a school place on 16 April 2019.
Peterborough City Council is a unitary authority and we do not have access to their data.

Keep Us Updated

Please remember it is your duty to inform the Admissions Team of any change in circumstances. Failure to do so can invalidate your application and lead to the school place being withdrawn.

- **My child currently attends an Independent school / a school in another County is there anything different I need to do?**

If your child does not currently attend a Cambridgeshire nursery or infant school it is your responsibility to provide sufficient proof of your address in Cambridgeshire.

It is important that you provide this proof as quickly as possible. If it is not received before **31 January 2019**, your child's application will **not** be considered until the second round of allocations where offers will be made on **13 May 2019**.

If we do not receive proof of your address your child's application will be held on file and will **not** be processed and no school offer will be made.

- **What if someone uses a fraudulent address or gives other false information on their application?**

Regrettably, on occasion some parents have given false information about their home address to get a place at a particular school. This practice is not acceptable and can deny a place to a child with a more genuine claim.

Cambridgeshire County Council expects all applications to be made in good faith, giving correct information. All claims of fraudulent applications are taken seriously, and investigated until resolved to the satisfaction of the Admissions Team.

Any school place obtained by the use of incorrect or fraudulent details will be withdrawn.

- **What is a Catchment Area?**

In Cambridgeshire we operate a catchment area system. A catchment area is a defined geographical area surrounding a school from which it will usually take the majority of its pupils.

All primary schools in Cambridgeshire have a catchment, with the exception of St Alban's RC Primary School, St Laurence's RC Primary School, Chesterton Primary School, Isle of Ely Primary School, Kingsfield Primary School, Burrowmoor Primary School and Crosshall Infant Academy. To find out which is your catchment school visit <http://my.cambridgeshire.gov.uk/> and click on the "My House" tab.

- **How is home to school distance measured?**

For school place allocations distances, within Cambridgeshire, are calculated by measuring a straight line from the reference point of the home address to the reference point of the primary

school (as determined by the OS AddressBase Premium™). For further information please see the glossary of terms on page 136.

Commented [BA21]: Wrong page

All measurements are calculated digitally. For families who live outside of Cambridgeshire, distances are determined using a combination of local maps and on-line resources.

- **What if I forget to make an application for my child?**

If you do **not** complete an application form, or your application is received after the 15 January 2019 your child will **not** receive a school offer on **16 April 2019**.

If you realise that you have forgotten to make an application, it is important you complete one as soon as possible.

Remember

An application must be completed in all cases as there is **no** automatic transfer to primary school from any nursery or pre-school or from infant school to junior school.

- **What happens if I have twins or multiple-birth children?**

If you have more than one child going through the process at the same time, you must make a separate application for each child. Please ensure that you make reference to each child on all application forms. Every effort will be made by the Local Authority to ensure that these children will be offered places together.

- **I wish to make an application for a school that is outside of Cambridgeshire, who do I send my application to?**

If you are a Cambridgeshire resident you must make your application through the Cambridgeshire Admissions Team, regardless of the location of your preferred school. The Team will then co-ordinate with the relevant Local Authority to ensure that your application is considered alongside those who live within that authority.

We also strongly recommend that all applicants who name a school outside of Cambridgeshire as one of their three preferences consult the Local Authority the school comes under, to check if there are any further actions they may need to take such as taking an aptitude test or completing a supplementary information form.

It is also important to note that while Cambridgeshire County Council accept additional information documents such as proof of a new address that are received before 31 January 2019, we cannot guarantee that other Local Authorities will honour this deadline. The date for all Local Authorities to exchange data on residents who have ranked out of county schools as a preference is set for 2 March 2019. Therefore, all applicants who name a school in another Local Authority as one of their preferences must have all requested additional documents submitted to the Admissions Team before 31 January 2019.

- **What if I want my child to start Primary School a year early or a year late?**

It is Cambridgeshire County Council's policy to admit children to the year group appropriate to their date of birth. In exceptional circumstances, your child may be able to start school a year earlier or later than would normally be the case. For further information please contact the Admissions Team.

Please note that the fact that a child has come from an educational system abroad, or does not speak English as their first language will not normally be considered as an exceptional circumstance. Support is available in our schools within the correct year group for these

children. An unsuccessful appeal for a place at a school will not be considered appropriate grounds for then requesting a place in a different year group.

- **I have recently moved from overseas, is my child eligible to apply for a school place?**

If you are moving from overseas and will be resident in Cambridgeshire for 6 teaching weeks or longer your child may be eligible for a primary school place. You must submit your application by the request deadline and provide proof of your residency in Cambridgeshire (please see pages 15-16 for types of proof).

- **My child was previously a Looked After Child, is there anything different I need to do?**

If you are applying for a child who was previously looked after (in care) and has since been adopted or is now under a special guardianship or residency order (now known as a child arrangement order) they will be given higher priority within every Cambridgeshire school's criteria. Ideally you should provide the contact details of the social worker who was assigned to your child's case.

However, it is your responsibility to provide evidence to support this request in the form of:

- an adoption certificate naming section 12 of the Adoption and Children Act 1976 or section 46 of the Adoption and Children Act 2002
- a special guardianship order (SGO) naming section 14a of the Children Act 1989;
- a residency order;
- a child arrangement order (CAO).

You will need to make specific mention of this on your application, as Cambridgeshire County Council Admissions Team do not have access to public care records. You will also need to provide contact information for the social worker who was assigned to the child while they were in public care.

Please note, unless the child in question has been placed in public care for at least one night, they will not be eligible for this criterion.

- **Who can make an application for my child?**

Applications should only be submitted by someone with legal parental responsibility for the child in question, this is normally the child's mother or father. Other relatives – including, but not limited to, step-parents, grandparents, older siblings, aunts and uncles – do not have legal parental responsibility for a child. In order to make an application they will need to provide a written statement from one or more of the child's parents or a court document that bestows legal parental responsibility upon them.

- **How will you contact me if you require further information or documents?**

During the allocation process the Admissions Team may need to contact you to request either clarification on information you have given on your application or documents to evidence information given on the application. If you submit your application online, or provide a contact email address on your paper application form, this contact will be made via email. Therefore it is important that any email address you give is correct and is checked regularly, as information or document requests may be time-sensitive and deadlines cannot be extended.

We also suggest adding the addresses to your safe-senders list, as deadlines cannot be extended for emails that have been filtered into junk or spam folders.

admissions@cambridgeshire.gov.uk

Commented [BA22]: Needs updating to match new Documentary Evidence sheets

spos.admissions@cambridgeshire.gov.uk
AdmissionsApplications@cambridgeshire.gov.uk

- **My older child was previously refused a place at our catchment school, how does this affect our new application?**

If your older child has previously been refused a place at your catchment school due to oversubscription, your younger child's application may be considered under a higher criterion. In order to be considered, please ensure the relevant details are included within your new application.

Application checklist

- ☐ Read "Starting Primary School" leaflet and "First Steps" admission guide.
- ☐ Find out more information about the schools that interest you.
- ☐ Read the oversubscription criteria for the schools you are interested in.
- ☐ Make your application either **online**, or by completing a **paper application form** placing schools in order of preference. Ensure this is completed by **15 January 2019**.
- ☐ Ensure that any relevant Supplementary Information Form (SIF) is completed and returned direct to the school.

How are Places offered?

Each school has what is called a **Published Admission Number (PAN)**. This is the maximum number of pupils that can be admitted to each year, based on the accommodation available at a school. The number is based on a national formula for deciding how many children can go to a school without causing overcrowding.

Many schools receive more applications than there are places available. To decide which children to offer places to, a set of admission criteria is used. These are known as the school's oversubscription criteria.

- **What are oversubscription criteria?**

These are the criteria by which all applications are considered when more applications are received than there are places available. Different schools have different criteria, so it is important that you check the admission arrangements for all the schools you wish to apply for.

- **What types of schools are there in Cambridgeshire?**

There are six main groups of schools in Cambridgeshire;

Academy Schools

Academy schools, including those that are Free Schools, or University Technical Colleges, are state-funded, non-fee paying independent schools. Each academy is operated by a trust which appoints a governing body who are their own admission authority and set their own oversubscription criteria.

Community Schools

Community schools hold no religious character. The local authority is the admission authority and sets the oversubscription criteria.

Foundation Schools

Foundation schools, as with Voluntary Aided schools, are their own admissions authority and set their own oversubscription criteria. They do not, however, hold any religious character.

Foundation schools with a trust

Trust schools are schools which have formed links with a charitable organisation (the Trust) formed by partners such as universities, businesses or voluntary organisations. These schools are also their own admissions authority and set their own oversubscription criteria.

Voluntary Aided Schools

Voluntary Aided Schools are mainly religious or "faith" schools, although anyone can apply for a place. The Governing Body are their own admission authority and set the oversubscription criteria, which often reflects the school's religious character.

Voluntary Controlled Schools

These schools are similar to voluntary aided schools, in that they are schools which hold a religious character. However, unlike voluntary aided schools the local authority is the admission authority and sets the oversubscription criteria.

The Allocation Process

• How it Works

All preferences are treated equally. This means we will look to see if a place is available at each of your preferences and offer you a place at your **highest** preference school that has a place available.

Step 1 If we can meet your first preference, we will offer your child a place at that school. You will not be considered for any lower preference schools and will not be placed on their reserve lists and there is no right to appeal for lower preference schools you are not considered for.

Step 2 If we cannot meet your first preference but can meet your second preference, we will offer your child a place at that school. Your child's name will then be added to the reserve list of your first preference school, and you will be offered your right of appeal.

Step 3 If we cannot meet your second preference, but can meet your third preference, we will offer your child a place at that school. Your child's name will be added to the reserve lists for your first and second preference schools, and you will be offered your right of appeal.

Step 4 If we cannot meet any of your preferences, we will offer your child a place at your catchment school if;

- you have not already expressed it as a preference; and
- following the allocation of all preferences, there remain places available

Alternatively a place will be allocated at the nearest designated school where a place is available.

Your child's name will be added to the reserve list for all of your preferred schools and you will be offered your right of appeal.

• What is a designated school?

The local authority will offer a place at a school which is;

- (a) the catchment school
- (b) the nearest appropriate school (as described in the Authority's Home to School Transport Policy – please see information on Home to School transport)
- (c) the school specified in the child's Statement of Special Educational Need or Educationn, Health and Care Plan.

Commented [BA23]: Do you want to edit the text slightly to make clear that these are 3 different options, "One of the following"?

Allocation Example

Alexander lives in Cambridge and applies for the following three schools;

- 1) St Albans RC Primary School
- 2) Arbury Primary School
- 3) Orchard Park Primary School

Orchard Park Primary School is Alexander's catchment school. However, he currently has a sibling attending Arbury Primary School.

Alexander's first preference is St Alban's. The school is oversubscribed and when the over subscription criteria were applied, places could only be offered to children as far as their religious criteria. Alexander only met the lowest criterion for St Alban's and was not offered a place. His name was then placed on the school's reserve list.

Alexander met the sibling criterion for Arbury, his second preference. After the oversubscription criteria were applied the school were able to offer places to all children within this criterion and a place was offered.

Alexander would also have qualified for a place at his catchment school, Orchard Park. However, because his higher preference school could be offered, it was not necessary to offer him that place and it was offered to the next ranked child.

- **When will I know which school my child has been offered?**

Offer letters will be posted 2nd class on **16 April 2019**. If you applied online you will be able to view your child's school offer by using the online facility on this date. You will also receive an email notification, if you requested one when completing your online application.

- **What if my child does not get a place at any of my preferred schools?**

If a place cannot be offered at any of your preferred schools and you are a Cambridgeshire resident, you will be allocated a place at either your catchment school, if there are places remaining, or the nearest designated school to your home address with a place available. Page 25 of this booklet explains how to appeal against a decision not to allocate your child a place at a preferred school.

Your child's name will be placed on the **reserve list** for every school where they are refused a place.

Commented [BA24]: Maybe need to say that this does not include lower preferences that aren't considered?

- **What is a Reserve List?**

Reserve lists are not the same as waiting lists, children are placed on the list according to the schools over-subscription criteria rather than by the date the application was made. Your child will remain on a reserve list until **31 December 2019**, unless one of the following occurs:

- you are offered a place at by an independent appeal panel;
- a place becomes available;
- you are offered a place at a school you have ranked as a higher preference but were previously refused due to oversubscription; or

- you submit a new application that does not name the school as a preference or ranks it as a lower preference than a school we are able to offer you a place at.

- **Accepting a school offer**

It is important that you accept your child's place. If you do not, we reserve the right to withdraw that place in order to offer it to another child. You can accept your child's place by contacting the school directly.

Accepting a place at the school offered will not lessen your chances of being offered a place at your preferred school either through the school's reserve list or through the appeals process.

- **Declining a school offer**

If you do not wish to accept the school place offered, for example if you have moved out of Cambridgeshire, or have decided to educate your child privately, you **must** ensure you inform the Local Authority. This can be done by completing the refusal slip attached to the offer letter and returning it to the Admissions Team.

Commented [BA25]: Do you want to add that this can now be done by the Citizen Portal too?

When considering declining the offer of a place that has been made to you, please consider the following:

- If you are appealing a decision not to offer your child a place at a higher preference school, you must wait until your case has been heard and upheld before you can decline the place currently offered to you;
- If you have submitted a new application with different preferences, or are planning to do so, you must wait until your application has been processed and a new offer issued by the Admissions Team before you can decline your original offer;
- If you are hoping to gain a place at a preferred school through that school's reserve list, your current offer cannot be withdrawn until you are offered a place at your preferred school by the Admissions Team.

By completing the refusal slip you accept that you are withdrawing your current application and by doing so invalidating any offer of a place that has been made to you.

- **Offer after refusal**

In some cases, the Admissions Team will initially be unable to offer a place at your preferred school, but a place may become available that we can offer to you at a later date. When this occurs we will inform you in writing, by posting a letter to the contact address we hold on file for you and by emailing a copy of the letter to the contact address where one was given on your application. You will then need to decide if you wish to take up the newly offered higher preference school or retain the originally offered place. You **must** inform us of your decision, in writing, within ten working days of the offer being made; you can confirm by letter or by emailing admissions@cambridgeshire.gov.uk

If you do not respond within ten working days, a reminder will be sent by post and email; if you do not respond within five working days of the reminder, we will assume you wish to retain your original offer, the new offer will be withdrawn and your child's name will be removed from the school's reserve list. Please note, exceptions cannot be made for letters you do not receive due to providing insufficient details for written communication.

How do I appeal?

You have a right of appeal if your child is not offered a place at any of your preferred school(s).

- **How do I request an appeal?**

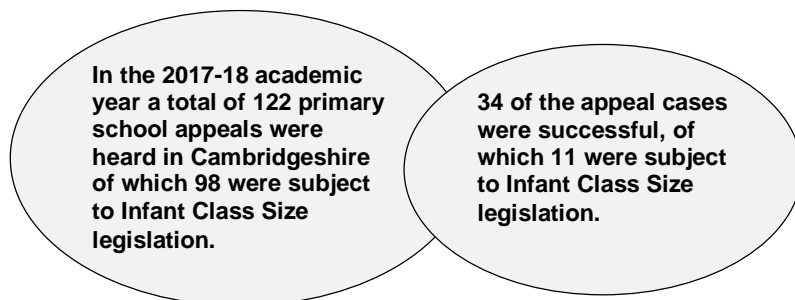
You will need to complete an appeal form which is available from the Admissions Team directly. This can be requested by email or by phone. Further information is available via our website at: www.cambridgeshire.gov.uk/admissions

If, however, you wish to request an appeal for a school which is located in another county, you will need to make your appeal request to the relevant Local Authority.

- **When will my appeal be heard?**

Most appeals will be heard throughout June and early July. However, if you receive your offer on the 16 April 2019, and wish to request an appeal, this must be submitted to the Admissions Team by **21 May 2019**, to guarantee your appeal is heard by the end of the summer term.

If your application was considered in the second round of allocations, it is important that you submit your appeal request form as quickly as possible. Although we cannot guarantee that your appeal will be heard before the end of the summer term, we will ensure that it is heard within the statutory deadline. Please refer to the published appeals timescale on our appeals web pages for more information.



- **What happens at an appeal hearing?**

An independent appeal panel will hear the admission authority's case for not giving your child a place at your preferred school.

During the appeal hearing the admission authority will explain why your preference was not met and why it is not possible to offer your child a place at your preferred school. You will then be given the opportunity to explain your reasons for wishing your child to attend your preferred school.

If you would prefer not to present your case in person, it is possible for your appeal to be heard in your absence. These appeals are considered only on the written information that you provide. It is, therefore, important that you consider whether you should attend the appeal in person or not.

The clerk to the appeal panel will let you know the decision in writing within five working days.

- **What if my appeal is unsuccessful?**

The appeal panel's decision is legally binding on both yourselves as the appellant and the admission authority for the school. It is not possible to have another appeal for the same school within the same academic year, unless there has been a significant change in your circumstances.

Your options will be either to accept the school place that has been offered to you, or, alternatively submit a new application for another school.

- **What if my appeal is successful?**

Please contact the Admissions Team within five working days to confirm whether or not you wish to take up the place offered to you by the appeal panel or retain your original offer. This can be done by letter or by emailing admissions@cambridgeshire.gov.uk

Commented [KS26]: When you remove the bullet points check the line up of the sub headings

Infant Class Size

- **What is infant class size legislation?**

This legislation states that no infant class should have more than 30 children being taught by one qualified teacher. This applies to all classes where the majority of the children in the class are of Reception, Year 1 or Year 2 age. The admission for children beyond this number **must** be refused on “infant class size prejudice” grounds.

If the number of children within an infant class were to exceed this number, this would be a breach of this legislation and the school would be required to take “qualifying” measures to ensure the breach is rectified, e.g. employ another teacher.

If you are refused a place at a school because of “infant class size prejudice”, you will be informed of your right to an “infant class size appeal”.

The process for requesting an infant class size appeal is exactly as described previously on page 25.

- **What happens at an infant class size appeal?**

The law requires an independent appeal panel to review the admission authority’s decision that the admission of an additional child would cause “infant class size prejudice” (as described above).

Once satisfied that the refusal has been made correctly on this basis, the independent appeal panel can only uphold the appeal if one of three very strict grounds apply; these are

- the child would have been offered a place if the admission arrangements had been properly implemented; or
- the child would have been offered a place if the arrangements had not been contrary to mandatory provisions in the School Admissions Code and the School Standards Framework Act (SSFA) 1998; or
- the decision to refuse admission was not one which a reasonable admission authority would make in the circumstances of the case.

- **What does “reasonable” mean?**

The independent appeal panel is bound by a strict legal definition of this word. The panel would need to decide whether the decision to a place for a child was:

- “perverse in the light of the admission arrangements”;
- “beyond the range of responses open to a reasonable decision maker”; or
- “a decision so outrageous in its defiance of logic or accepted moral standards that no sensible person who had applied his mind to the question could have arrived at it”.

- **What if my Infant Class Size Appeal is unsuccessful?**

The appeal panel’s decision is legally binding on both yourselves as the appellant and the admission authority. It is not possible to have another appeal for the same school within the same academic year, unless there has been a significant change in your circumstances.

Your options will be either to accept the school place that has been offered to you, or alternatively submit a new application for another school.

- **What if my Infant Class Size Appeal appeal is successful?**

Please contact the Admissions Team within five working days to confirm whether or not you wish to take up the place offered to you by the appeal panel or retain your original offer. This can be done by letter or by emailing admissions@cambridgeshire.gov.uk

Home to school transport

- **Will my child be entitled to home to school transport?**

Cambridgeshire County Council provide free home to school transport for your child if;

- a) he or she lives within the area where Cambridgeshire is the Local Children's Services Authority; and
- b) the child is at least in the school year in which he/she will attain his/her fifth birthday; and
- c) he or she is registered at the school *designated* (see Glossary of terms) by the Council and this is not within the statutory walking distance of the child/young person's home (i.e. two miles for primary aged pupils and three miles for secondary aged pupils measured by the *shortest available route* to the nearest entrance to the school*; and
- d) the journey each way (excluding the time taken to get to the designated pickup point or waiting time for a connecting service), can be achieved in 45 minutes for children of primary school age or 75 minutes for young people of secondary school age.

**The Council determines the distance from home to school for transport purposes by measuring the shortest available walking route using a digital system which ensures a high degree of accuracy.*

Some secondary school children may qualify for help with transport costs under 'Extended Secondary Rights for Low Income Families'. To do so, your child must meet the following criteria:

- ☐ be entitled to free school meals or be from a family receiving the maximum level of Working Families Tax Credit (with no reduction due to income)
- ☐ be attending secondary school at one of their 3 nearest schools between 2 and 6 miles from their home address or their nearest denominational school (on grounds of religion or belief) between 2 and 15 miles from their home address.

If you do not name your catchment / designated school as a preference, you will be responsible for making and funding your child's transport arrangements.

Offers of transport assistance can be subject to review in cases where the catchment / designated school is oversubscribed. If a place then later becomes available before the end of the May half term, transport may no longer be provide to the original school offered.

- **Where can I find further information about Home to School Transport?**

For further information regarding home to school transport please visit;

www.cambridgeshire.gov.uk/education/transport

Where can I get further information?

The Admissions Team are available to provide parents with factual information regarding the school admission and school admission appeals process. Their role is not, however, to advise parents on their applications or with the preparation / content of appeal cases.

From September 2014, all local authorities must publish a local offer. The local offer brings together information from education, health and social care about the provision that it is available for children and young people aged 0 - 25 with special educational needs and disabilities (SEND) and their families. Cambridgeshire's local offer is available on www.cambridgeshire.gov.uk/send

Mainstream schools and academies must also publish information about SEND in their school and an annual information report outlining how they support children with SEND. This information will be published on individual school websites.

- **The Local Offer**

 www.cambridgeshire.gov.uk/send

Cambridgeshire County Council does offer a Transition Information Advice service. This service is available to provide parents with independent advice regarding:

- The admission and transfer process
- Information about schools
- School admission policies and criteria
- Travel issues
- The appeals process



- **Parents' School Preference Adviser**

 01223 699194
 choosingaschool@cambridgeshire.gov.uk



Further independent information and advice is also available from the **Advisory Centre for Education (ACE)**. ACE is a national charity that provides advice and information to parents and carers on a wide range of school-based issues including exclusion, admissions, special education needs, bullying and attendance.

- **Advisory Centre for Education**

 0300 0115 142
 www.ace-ed.org.uk

Cambridgeshire School Directory

Every maintained primary school in Cambridgeshire is listed within the school directory. The schools are ordered alphabetically within each of the county's five main geographical areas;

- Cambridge City
- East Cambridgeshire
- Fenland
- Huntingdonshire
- South Cambridgeshire

Each entry includes information to help you with your application.

School Details

The entry for each school gives the contact details including:

- the school's address and telephone number and website;
- the School's Code, which can be used for searching for a particular school when using our online facility
- the school's age range;
- school type, which tells you what status the school holds
- the Published Admission Number (PAN), which shows the total number of children that can be admitted to the school in September 2019;
- the religious denomination will be given where applicable.

Additional information requirements

If additional information, such as a Supplementary Information Form (SIF) or other religious confirmation, is required it will be clearly stated in this section.

Allocation Information from the previous year

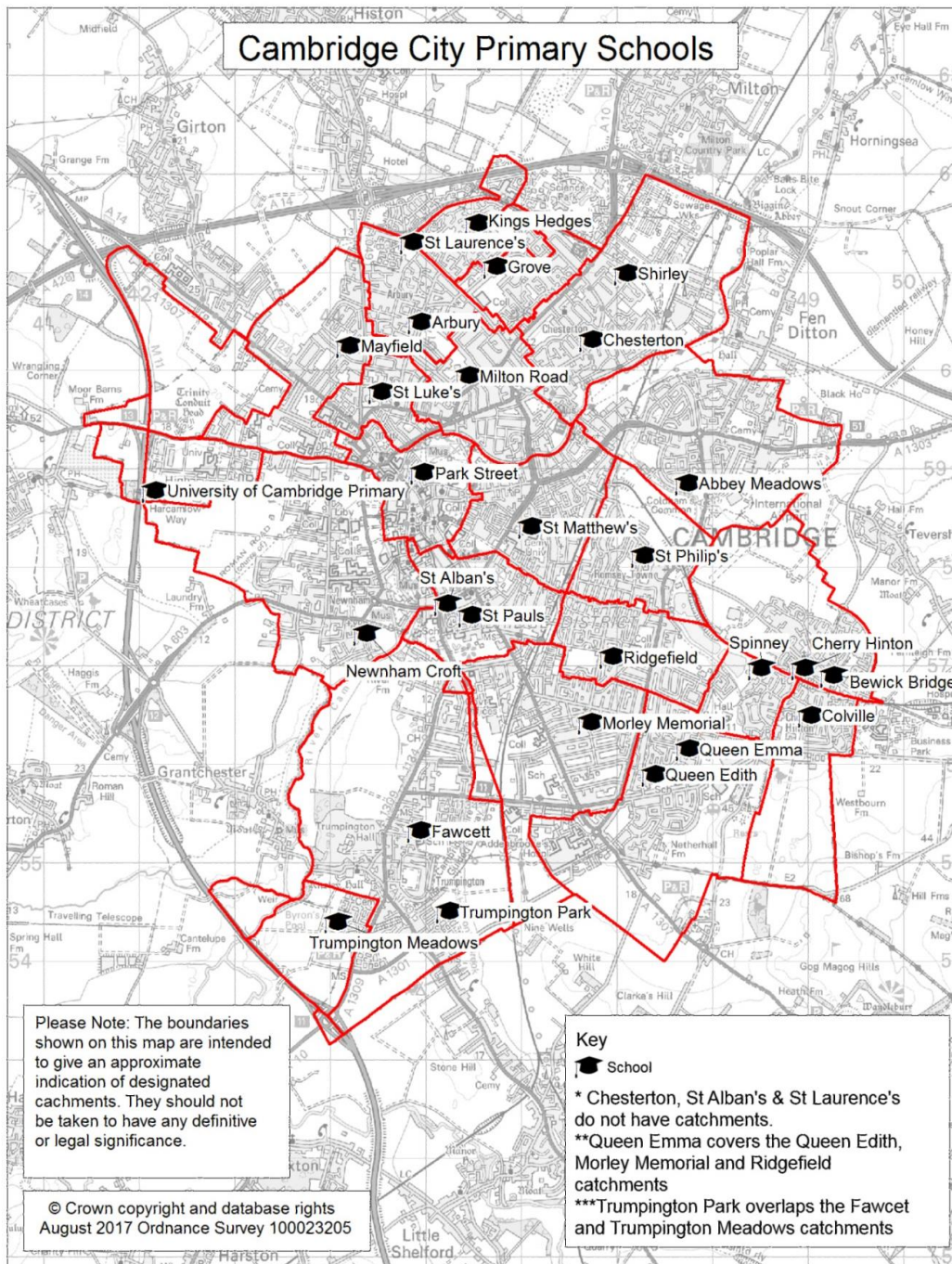
This information is designed to help you see how likely it is that your child will be offered a place at your preferred school. The information within this table was correct as of the allocation date of 16 April 2018 and tells you:

- the number of preferences received;
- the number of places allocated;
- the criterion allocated up to; and
- the number of appeals heard.

Summary of oversubscription criteria for voluntary aided, foundation schools and academies

The information in this directory is just a summary of a school's admission arrangements. In order to view the full admissions policy for a school please refer to our website at:

www.cambridgeshire.gov.uk/admissions or, alternatively, contact the school directly.



Oversubscription Criteria for Community and Voluntary Controlled schools

Oversubscription Criteria:

Children who have a Statement of Special Educational Need (SEN) / Education Health and Care Plan (EHCP) that names the school will be admitted. NB. Those children with a statement of SEN / EHCP that does not name the school will be referred to the Statutory Assessment Team (SAT) to determine an appropriate place.

1. Children in Care, also known as Looked After Children (LAC), and children who were previously Looked After but ceased to be so by reason of adoption, a residence order (now known as a child arrangement order) or special guardianship order. ;
2. Children living in the catchment area with a sibling at the school at the time of admission;
3. Children living in the catchment area;
4. Children living outside the catchment area who have a sibling at the school at the time of admission;
5. Children living outside the catchment area who have applied and been unable to gain a place at their Cambridgeshire catchment area school because of oversubscription;
6. Children who live outside the catchment area, but nearest the school as measured by a straight line.

In cases of equal merit in each set of criteria, priority will go to children living nearest the school as measured by a straight line. Please refer to the Glossary of Terms on page 136 for further information.

Abbey Meadows Primary School

Galfrid Road, Cambridge, CB5 8ND

☎ 01223 508611

School Code	2450	Age Range	4 – 11
PAN for 2019	90	School Type	Community

Formatted Table

Catchment area: For information about your catchment school please visit www.cambridgeshire.gov.uk/admissions and check on My Cambridgeshire using the 'My House' tab.

Oversubscription Criteria: Please see above.

	1 st	2 nd	3 rd
No. of Preferences received	30 56	13 20	19 12
No. of places allocated	4469		
Criterion allocated to	66		
No. of appeals heard	0		

Formatted Table

Arbury Primary School

Carlton Way, Cambridge, CB4 2DE

☎ 01223 359568

School Code	2118	Age Range	4 – 11
PAN for 2019	60	School Type	Community

Formatted Table

Catchment area: For information about your catchment school please visit www.cambridgeshire.gov.uk/admissions and check on My Cambridgeshire using the 'My House' tab.

Oversubscription Criteria: Please see above.

	1 st	2 nd	3 rd
No. of Preferences received	42 45	28 43	36 26
No. of places allocated	4445		
Criterion allocated to	66		
No. of appeals heard	0		

Formatted Table

Bewick Bridge Primary School

☎ 01223 508772

Fulbourn Old Drift, Cherry Hinton, Cambridge, CB1 9ND

School Code	2312	Age Range	4 – 11
PAN for 2019	60	School Type	Community

Formatted Table

Catchment area: For information about your catchment school please visit www.cambridgeshire.gov.uk/admissions and check on My Cambridgeshire using the 'My House' tab.

Oversubscription Criteria: Please see page 32.

	1 st	2 nd	3 rd
No. of Preferences received	1429	2325	1421
No. of places allocated	2340		
Criterion allocated to	66		
No. of appeals heard	0		

Formatted Table

The Cherry Hinton C of E Primary School

☎ 01223 568834

High Street, Cherry Hinton, Cambridge, CB1 9HH

School Code	3050	Age Range	3-11
PAN for 2019	30	School Type	Voluntary Controlled

Formatted Table

Catchment area: For information about your catchment school please visit www.cambridgeshire.gov.uk/admissions and check on My Cambridgeshire using the 'My House' tab.

Oversubscription Criteria: Please see page 32.

	1 st	2 nd	3 rd
No. of Preferences received	2227	1314	18
No. of places allocated	2828		
Criterion allocated to	66		
No. of appeals heard	0		

Formatted Table

Chesterton Primary School

☎ 01223 728392

Green End Road, Cambridge, CB4 1RW

School Code	2013	Age Range	4-11*
PAN for 2019	30	School Type	Academy

Formatted Table

*Chesterton Primary School opened in September 2013 and took its first pupils into Reception Year only in September 2013. The school currently only operates classes between Reception and Year 4.

Catchment area: This school does not have a geographical catchment area.

Oversubscription Criteria:

Children who have a statement of special educational needs or an Education, Health and Care Plan (EHCP) that names Chesterton Primary School will be admitted. NB: Those children with a statement of special educational needs or EHCP that does not name the school will be referred to the LA SAT Team to determine an appropriate place.

Children who have a statement of special educational or an EHCP fall outside the ordinary admissions system and therefore do not feature within the oversubscription criteria.

In the event of a year group being oversubscribed, and after the admission of pupils with a Statement of Special Educational Needs or an EHCP where the school is named, priority for admission will be given to those children who meet the criteria set out below, in order:-

- A: A 'looked after child' or child who was previously looked after but immediately after being looked after became subject to an adoption, child arrangements, or special guardianship order. A looked after child is a child who is (a) in the care of a local authority, or (b) being provided with accommodation by a local authority in the exercise of its social services functions (see definition in section 22(1) of the Children Act 1989).
- B: Children with a sibling attending the school at the time of application who is reasonably expected to still be attending the school at the proposed time of admission
- C: Other children by distance from the school with priority for admission being given to those who live nearest to the school as measured by a straight line.

In cases of equal merit in each set of criteria, priority will go to children living nearest the school as measured by a straight line. Please refer to the Glossary of Terms on page 136 for further information.

	1 st	2 nd	3 rd
No. of Preferences received	20 45	31 25	20 19
No. of places allocated	2130		
Criterion allocated to	c3-others		
No. of appeals heard	2		

Formatted Table

Colville Primary School

Colville Road, Cherry Hinton, Cambridge, CB1 9EJ

☎ 01223 576246

School Code	2119	Age Range	3 – 11
PAN for 2019	30	School Type	Community

Formatted Table

Catchment area: For information about your catchment school please visit www.cambridgeshire.gov.uk/admissions and check on My Cambridgeshire using the 'My House' tab.

Oversubscription Criteria: Please see page 32.

	1 st	2 nd	3 rd
No. of Preferences received	18 27	14 13	17 15
No. of places allocated	2230		
Criterion allocated to	66		
No. of appeals heard	0		

Formatted Table

Fawcett Primary School

(The Trumpington Federation)

Alpha Terrace, Trumpington, Cambridge, CB2 9FS

☎ 01223 840299

School Code	2336	Age Range	3 – 11
PAN for 2019	60	School Type	Foundation

Catchment area: For information about your catchment school please visit www.cambridgeshire.gov.uk/admissions and check on My Cambridgeshire using the 'My House' tab.

Oversubscription Criteria:

Children who have a Statement of Special Educational Need (SEN) / Education Health and Care Plan (EHCP) that names the school will be admitted. NB. Those children with a statement of SEN / EHCP that does not name the school will be referred to the Statutory Assessment Team (SAT) to determine an appropriate place.

1. Children in Care, also known as Looked After Children (LAC), and children who were previously looked after but ceased to be so by reason of adoption, a residence order (now known as a child arrangement order) or special guardianship order;
2. Children living in the catchment area with a sibling at the school at the time of admission;
3. Children living in the catchment area;
4. Children living outside the catchment area who have a sibling at the school at the time of admission;
5. Children living outside the catchment area who have applied and been unable to gain a place at their Cambridgeshire catchment area school because of oversubscription;
6. Children who live outside the catchment area, but nearest the school as measured by a straight line.

In cases of equal merit in each set of criteria, priority will go to children living nearest the school as measured by a straight line. Please refer to the Glossary of Terms on page 136 for further information.

	1 st	2 nd	3 rd
No. of Preferences received	58 54	32 27	11 12
No. of places allocated	59 59		
Criterion allocated to	66		
No. of appeals heard	0		

Formatted Table

The Grove Primary School

Campkin Road, Cambridge, CB4 2NB

☎ 01223 577017

School Code	2123	Age Range	4 – 11
PAN for 2019	60	School Type	Community

Formatted Table

Catchment area: For information about your catchment school please visit www.cambridgeshire.gov.uk/admissions and check on My Cambridgeshire using the 'My House' tab.

Oversubscription Criteria: Please see page 32.

	1 st	2 nd	3 rd
No. of Preferences received	49 25	25 33	18 30
No. of places allocated	49 27		
Criterion allocated to	66		
No. of appeals heard	0		

Formatted Table

King's Hedges Primary School

King's Hedges Educational Federation
Northfield Avenue, Cambridge, CB4 2HU

☎ 01223 518330

School Code	2446	Age Range	4 – 11
PAN for 2019	60 90	School Type	Community

Formatted Table

The PAN for 2018-19 was 90.

Formatted: Font: Not Bold

Catchment area: For information about your catchment school please visit www.cambridgeshire.gov.uk/admissions and check on My Cambridgeshire using the 'My House' tab.

Oversubscription Criteria: Please see page 32.

	1 st	2 nd	3 rd
No. of Preferences received	45 72	36 27	17 48
No. of places allocated	49 76		
Criterion allocated to	66		
No. of appeals heard	0		

Formatted Table

Mayfield Primary School

Warwick Road, Cambridge, CB4 3HN

☎ 01223 712127

School Code	2121	Age Range	4 – 11
PAN for 2019	60	School Type	Community

Formatted Table

Catchment area: For information about your catchment school please visit www.cambridgeshire.gov.uk/admissions and check on My Cambridgeshire using the 'My House' tab.

Oversubscription Criteria: Please see page 32.

	1 st	2 nd	3 rd
No. of Preferences received	52 46	43 34	31 38
No. of places allocated	55 46		
Criterion allocated to	66		
No. of appeals heard	0		

Formatted Table

Milton Road Primary School

Ascham Road, Cambridge, CB4 2BD

☎ 01223 712333

School Code	3386	Age Range	4 – 11
PAN for 2019	60	School Type	Community

Formatted Table

Catchment area: For information about your catchment school please visit www.cambridgeshire.gov.uk/admissions and check on My Cambridgeshire using the 'My House' tab.

Oversubscription Criteria: Please see page 32.

	1 st	2 nd	3 rd
No. of Preferences received	7256	4946	3341
No. of places allocated	6060		
Criterion allocated to	46		
No. of appeals heard	0		

Formatted Table

Morley Memorial Primary School

91 Blinco Grove, Cambridge, CB1 7TX

☎ 01223 508786

School Code	2107	Age Range	4 – 11
PAN for 2019	60	School Type	Community

Formatted Table

Catchment area: For information about your catchment school please visit www.cambridgeshire.gov.uk/admissions and check on My Cambridgeshire using the 'My House' tab.. This school's catchment area is also served by Queen Emma Primary School

Oversubscription Criteria: Please see page 32.

	1 st	2 nd	3 rd
No. of Preferences received	6144	3534	4356
No. of places allocated	6057		
Criterion allocated to	66		
No. of appeals heard	0		

Formatted Table

Newnham Croft Primary School

Chedworth Street, Cambridge, CB3 9JF

☎ 01223 508737

School Code	2109	Age Range	4 – 11
PAN for 2019	34	School Type	Community

Formatted Table

Catchment area: For information about your catchment school please visit www.cambridgeshire.gov.uk/admissions and check on My Cambridgeshire using the 'My House' tab.

Oversubscription Criteria: Please see page 32.

	1 st	2 nd	3 rd
No. of Preferences received	3038	2922	1341
No. of places allocated	3234		
Criterion allocated to	66		
No. of appeals heard	2		

Formatted Table

Orchard Park Primary School

☎ 01223 438200

Ring Fort Road, Orchard Park, Cambridge, CB4 2GR

School Code	3390	Age Range	3 – 11
PAN for 2019	30	School Type	Community

Formatted Table

Catchment area: For information about your catchment school please visit www.cambridgeshire.gov.uk/admissions and check on My Cambridgeshire using the 'My House' tab.

Oversubscription Criteria: Please see page 32.

	1 st	2 nd	3 rd
No. of Preferences received	3033	2728	1724
No. of places allocated	3030		
Criterion allocated to	66		
No. of appeals heard	0		

Formatted Table

Park Street C of E Primary School

☎ 01223 576922

Lower Park Street, Cambridge, CB5 8AR

School Code	3350	Age Range	4 – 11
PAN for 2019	18	School Type	Voluntary Aided

Catchment area: For information about your catchment school please visit www.cambridgeshire.gov.uk/admissions and check on My Cambridgeshire using the 'My House' tab.

Oversubscription Criteria:

Children who have a Statement of Special Educational Need (SEN) / Education Health and Care Plan (EHCP) that names the school will be admitted. NB. Those children with a statement of SEN / EHCP that does not name the school will be referred to the Statutory Assessment Team (SAT) to determine an appropriate place.

- firstly, children who are in care, also known as Looked After Children (LAC), and children who were LAC but ceased to be so by reason of adoption, a child arrangement order (resident order) or a special guardianship order;
- secondly, children whose home address¹ is in catchment or whose parent is a qualifying member of staff employed at the school²;
- finally, all other children.

Within each category, places are offered in the order of the following sub-categories:

- children who currently have siblings³ at Park Street;
- children whose catchment school is not another Church of England school but whose parents/carers wish them to attend a Church of England school because of their own religious practice and because Park Street is their nearest Church of England school. **Such parents/carers must forward to the school a letter, from their minister of religion, who should normally be the minister in charge of their parish, confirming that they are practising members of a Christian denomination within one week of submitting their application to the local authority;**
- all other children in the category.

In cases of equal merit in each set of criteria, priority will go to children living nearest the school as measured by a straight line. Please refer to the Glossary of Terms on page 136 for further information

¹ The home address is defined as the address of the adult with parental responsibility and with whom the child normally lives and which applies at the time of application. A future address will be accepted only if the move to it is intended to take place within six teaching weeks of the application and upon confirmation of tenancy or exchange of contracts. For further details, please see the full definition in the Authority's guide for parents.

² A qualifying member of staff must have been employed at the school for two or more years at the time at which the application for admission to the school is made, or recruited to fill a vacant post for which there is a demonstrable skill shortage.

³ A sibling is defined as another child of compulsory school age living in the same family home.

	1 st	2 nd	3 rd
No. of Preferences received	1623	37 44	28 33
No. of places allocated	1818		
Criterion allocated to	ciieiv		
No. of appeals heard	0		

Queen Edith Primary School

Godwin Way, Cambridge, CB1 8QP

☎ 01223 712200

School Code	2333	Age Range	3 – 11
PAN for 2019	60	School Type	Foundation federation with Queen Emma Primary School

Catchment area: For information about your catchment school please visit www.cambridgeshire.gov.uk/admissions and check on My Cambridgeshire using the 'My House' tab.. This school's catchment area is also served by Queen Emma Primary School.

Oversubscription Criteria:

Children who have a Statement of Special Educational Need (SEN) / Education Health and Care Plan (EHCP) that names the school will be admitted. NB. Those children with a statement of SEN / EHCP that does not name the school will be referred to the Statutory Assessment Team (SAT) to determine an appropriate place.

1. Children in Care, also known as Looked After Children (LAC), and children who were previously looked after but ceased to be so by reason of adoption, a residence order (now known as a child arrangement order) or special guardianship order.
2. Children living in the catchment area with a sibling at the school at the time of admission;
3. Children living in the catchment area;
4. Children living outside the catchment area who have a sibling at the school at the time of admission;
5. Children living outside the catchment area who have applied and been unable to gain a place at their Cambridgeshire catchment area school because of oversubscription;
6. Children who live outside the catchment area, but nearest the school as measured by a straight line.

In cases of equal merit in each set of criteria, priority will go to children living nearest the school as measured by a straight line. Please refer to the Glossary of Terms on page 136 for further information

	1 st	2 nd	3 rd
No. of Preferences received	5050	5139	4135
No. of places allocated	6059		
Criterion allocated to	66		
No. of appeals heard	0		

Queen Emma Primary School

Gunhild Way, Cambridge, CB1 8QY

☎ 01223 714300

School Code	3946	Age Range	2 – 11
PAN for 2019	60	School Type	Foundation, in federation with Queen Edith Primary School

Catchment area: This school's catchment area encompasses the catchment areas of Morley Memorial, Queen Edith and Ridgefield Primary Schools. For information about your catchment school please visit www.cambridgeshire.gov.uk/admissions and check on My Cambridgeshire using the 'My House' tab. for further information.

Oversubscription Criteria:

Children who have a Statement of Special Educational Need (SEN) / Education Health and Care Plan (EHCP) that names the school will be admitted. NB. Those children with a statement of SEN / EHCP that does not name the school will be referred to the Statutory Assessment Team (SAT) to determine an appropriate place.

1. Children in Care, also known as Looked After Children (LAC), and children who were previously looked after but ceased to be so by reason of adoption, a residence order (now known as a child arrangement order) or special guardianship order.
2. Children living in the catchment area with a sibling at the school at the time of admission;

Formatted: Indent: Left: 0.42 cm

3. Children living in the catchment area;
4. Children living outside the catchment area who have a sibling at the school at the time of admission;
5. Children living outside the catchment area who have applied and been unable to gain a place at their Cambridgeshire catchment area school because of oversubscription;
6. Children who live outside the catchment area, but nearest the school as measured by a straight line.

In cases of equal merit in each set of criteria, priority will go to children living nearest the school as measured by a straight line. Please refer to the Glossary of Terms on page 136 for further information

	1 st	2 nd	3 rd
No. of Preferences received	5458	6181	5641
No. of places allocated	6060		
Criterion allocated to	64		
No. of appeals heard	0		

Ridgefield Primary School

Radegund Road, Cambridge, CB1 3RJ

☎ 01223 712418

School Code	2453	Age Range	3 – 11
PAN for 2019	30	School Type	Foundation with Trust

Catchment area: For information about your catchment school please visit www.cambridgeshire.gov.uk/admissions and check on My Cambridgeshire using the 'My House' tab.. This school's catchment area is also served by Queen Emma Primary School

Oversubscription Criteria:

Children who have a Statement of Special Educational Need (SEN) / Education Health and Care Plan (EHCP) that names the school will be admitted. NB. Those children with a statement of SEN / EHCP that does not name the school will be referred to the Statutory Assessment Team (SAT) to determine an appropriate place.

1. Children in Care, also known as Looked After Children (LAC), and children who were previously looked after but ceased to be so by reason of adoption, a residence order (now known as a child arrangement order) or special guardianship order.
2. Children with a sibling at the school at the time of admission and who live in the catchment area;
3. Children living in the catchment area;
4. Children living outside the catchment area who have a sibling at the school at the time of admission;
5. Children living outside the catchment area who have applied and been unable to gain a place at their Cambridgeshire catchment area school because of oversubscription;
6. Children living outside the catchment area, but nearest the school as measured by a straight line.

In cases of equal merit in each set of criteria, priority will go to children living nearest the school as measured by a straight line. Please refer to the Glossary of Terms on page 136 for further information

	1 st	2 nd	3 rd
No. of Preferences received	3741	5336	2934
No. of places allocated	3030		
Criterion allocated to	43		
No. of appeals heard	2		

Shirley Community Primary School

Nuffield Road, Chesterton, CB4 1TF

☎ 01223 712252

School Code	2115	Age Range	4 – 11
PAN for 2019	60	School Type	Community

Catchment area: For information about your catchment school please visit www.cambridgeshire.gov.uk/admissions and check on My Cambridgeshire using the 'My House' tab.

Oversubscription Criteria: Please see page 32.

	1 st	2 nd	3 rd
No. of Preferences received	4127	2130	1313
No. of places allocated	4641		
Criterion allocated to	66		
No. of appeals heard	0		

The Spinney Primary School

☎ 01223 568836

Hayster Drive, Cherry Hinton, Cambridge, CB1 9PB

School Code	2335	Age Range	4 – 11
PAN for 2019	30	School Type	Community

Catchment area: For information about your catchment school please visit www.cambridgeshire.gov.uk/admissions and check on My Cambridgeshire using the 'My House' tab.

Oversubscription Criteria: Please see page 32.

	1 st	2 nd	3 rd
No. of Preferences received	6254	3334	1724
No. of places allocated	3030		
Criterion allocated to	36		
No. of appeals heard	1		

St Alban's RC Primary School

☎ 01223 712148

Lensfield Road, Cambridge, CB2 1EN

School Code	3360	Age Range	4 – 11
PAN for 2019	30	School Type	Voluntary Aided

Catchment area: This school does not have a geographical catchment area.

NB. All religious applicants must also complete a Supplementary Information Form and provide evidence of baptism, such as a certificate of baptism, which must both be returned to the school.

Oversubscription Criteria:

Children who have a Statement of Special Educational Need (SEN) / Education Health and Care Plan (EHCP) that names the school will be admitted. NB. Those children with a statement of SEN / EHCP that does not name the school will be referred to the Statutory Assessment Team (SAT) to determine an appropriate place.

1. 'Looked after' children from Catholic families and all baptised Catholic children who are 'looked after', and baptised Catholic children who were looked after but ceased to be so by reason of adoption, a child arrangement order (resident order) or special guardianship order;
2. Baptised Catholic children, (at the time of application), with siblings in attendance at the time of admission.
3. Baptised Catholic children, (at the time of application), of parents living in the parishes of Our Lady and the English Martyrs, Our Lady of Lourdes and St Philip Howard.
4. Other Catholic children, at the time of application.
5. Other 'looked after' children, or previously 'looked after' children;
6. Siblings of children in attendance at the time of admission not included under Criterion 2.
7. Christians of other denominations and children of other faiths whose parents are in sympathy with the aims and ethos of the school and whose application is supported by a letter from a minister of religion.
8. Any other applicants.

In cases of equal merit in each set of criteria, priority will go to children living nearest the school as measured by a straight line. Please refer to the Glossary of Terms on page 136 for further information

'Looked after child' has the same meaning as in section 22 of the Children Act 1989 and means any child in the care of a local authority or provided with accommodation by them (e.g. children with foster parents)

‘Catholic’ means a member of a Church in communion with the See of Rome. This includes the Eastern Catholic Churches. This will normally be evidenced by a certificate of baptism in a Catholic Church or a certificate of reception into the full communion of the Catholic Church.

‘Sibling’ means a child living in the same home

‘Home address’ this is defined as the address of the adult with parental responsibility with whom the child normally lives and which applies at the time of application. Future addresses will only be accepted if the move is intended to take place within 6 weeks of the application and on confirmation of tenancy or exchange of contracts with confirmation of completion date. Further details can be obtained from the Local Authority’s Admissions booklet for parents.

	1 st	2 nd	3 rd
No. of Preferences received	4835	3140	1720
No. of places allocated	3030		
Criterion allocated to	38		
No. of appeals heard	0		

St Laurence RC Primary School
01223 712227

Arbury Road, Cambridge, CB4 2JX

School Code	3366	Age Range	4 – 11
PAN for 2019	45	School Type	Voluntary Aided

Catchment area: This school does not have a geographical catchment area.

Oversubscription Criteria:

The admission of pupils with a Statement of Educational Needs or an Education, Health and Care Plan is dealt with by a completely separate procedure. Children with a Statement of Special Educational Needs or Education, Health and Care Plan that names the school must be admitted. Where this takes place before the allocation of places under these arrangements this will reduce the number of places available to other children.

Where there are more applications for places than the number of places available, places will be offered according to the following order of priority.

1. Baptised Catholic looked after and previously looked after children (see notes 2 and 3) .;
2. Baptised Catholic children who are resident in the parish(es) of St Laurence’s, Cambridge (see notes 3 and 10)
3. Other Baptised Catholic children. (see note 3)
4. Other looked after and previously looked after children. (see note 2)
5. Catechumens and members of an Eastern Christian Church. (see notes 4&5)
6. Children of other Christian denominations whose membership is evidenced by a minister of religion. (see note 6)
7. Children of other faiths whose membership is evidenced by a religious leader. (see note 7)
8. Children who have a parent or guardian who is a member of staff at the school and the member of staff has either been employed for a minimum of two years or has been recruited to fill a vacant post for which there was a demonstrable skill shortage.
9. Any other children.

Within each of the categories listed above, the following provisions will be applied in the following order.

- (i) The attendance of a brother or sister at the school at the time of enrolment will increase the priority of an application within each category so that the application will be placed at the top of the category in which the application is made (see note 8).
- (ii) After children in (i) above, priority will be given within each category to children living closest to the school. Distances are measured on a straight line “crow fly” basis, using Ordnance Survey data. In the event of distances being the same for two or more children where this would determine the last place to be allocated, random allocation will be carried out and supervised by a person independent of the school. Under random allocation, all the names will be entered into a ‘hat’ and the required number of names will be drawn out.

When oversubscription exists, the above categories will be taken into consideration to prioritise a waiting list. In cases of equal merit, after the above categories are considered, priority will go to children living nearest the school. Please refer to the Glossary of Terms on page 136 for further information.

2. A 'looked after child' has the same meaning as in section 22(1) of the Children Act 1989, and means any child who is (a) in the care of a local authority or (b) being provided with accommodation by them in the exercise of their social services functions (e.g. children with foster parents) at the time of making application to the school.
A 'previously looked after child' is a child who was looked after, but ceased to be so because he or she was adopted, or became subject to a child arrangements order or special guardianship order.
3. 'Catholic' means a member of a Church in full communion with the See of Rome. This includes the Eastern Catholic Churches. This will normally be evidenced by a certificate of baptism in a Catholic Church or a certificate of reception into the full communion of the Catholic Church. For the purposes of this policy, it includes a looked after child who is part of a Catholic family where a letter from a priest demonstrates that the child would have been baptised or received if it were not for their status as a looked after child (e.g. a looked after child in the process of adoption by a Catholic family). For a child to be treated as Catholic, evidence of Catholic baptism or reception into the Church will be required. Those who have difficulty obtaining written evidence of baptism should contact their Parish Priest who, after consulting with the Diocese will decide how the question of baptism is to be resolved and how written evidence is to be produced in accordance with the law of the Church.
4. 'Catechumen' means a member of the catechumenate of a Catholic Church. This will normally be evidenced by a certificate of reception into the order of catechumens.
5. 'Eastern Christian Church' includes Orthodox Churches, and is normally evidenced by a certificate of baptism or reception from the authorities of that Church.
6. "children of other Christian denominations" means children who belong to other churches and ecclesial communities which, acknowledge God's revelation in Christ, confess the Lord Jesus Christ as God and Saviour according to the Scriptures, and, in obedience to God's will and in the power of the Holy Spirit commit themselves: to seek a deepening of their communion with Christ and with one another in the Church, which is his body; and to fulfil their mission to proclaim the Gospel by common witness and service in the world to the glory of the one God, Father, Son and Holy Spirit. An ecclesial community which on principle has no credal statements in its tradition, is included if it manifests faith in Christ as witnessed to in the Scriptures and is committed to working in the spirit of the above. All members of Churches Together in England and CYTUN are deemed to be included in the above definition, as are all other churches and ecclesial communities that are in membership of any local Churches Together Group (by whatever title) on the above basis.
7. "children of other faiths" means children who are members of a religious community that does not fall within the definition of 'other Christian denominations' at 6 above and which falls within the definition of a religion for the purposes of charity law. The Charities Act 2011 defines religion to include:
- ☐ A religion which involves belief in more than one God, and
 - ☐ A religion which does not involve belief in a God.
- Case law has identified certain characteristics which describe the meaning of religion for the purposes of charity law, which are characterised by a belief in a Supreme Being and an expression of belief in that Supreme Being through worship.
8. 'brother or sister' includes:
- (i) all natural brothers or sisters, half brothers or sisters, adopted brothers or sisters, stepbrothers or sisters, foster brothers or sisters, whether or not they are living at the same address; and
 - (ii) the child of a parent's partner where that child lives for at least part of the week in the same family unit at the same address as the applicant.
10. For the purposes of this policy, parish boundaries are as shown on the map held by the school and will be applied to the admission arrangements for 2019-20

The criteria for 2018-19 entry were not the same as those above.

	1 st	2 nd	3 rd
No. of Preferences received	4136	2625	1611
No. of places allocated	4438		
Criterion allocated to	3iv3iv		
No. of appeals heard	0		

St Luke's C of E Primary School
French's Road, Cambridge, CB4 3JZ

☎ 01223 566879

School Code	3352	Age Range	4 – 11
PAN for 2019	30	School Type	Voluntary Aided

Catchment area: For information about your catchment school please visit www.cambridgeshire.gov.uk/admissions and check on My Cambridgeshire using the 'My House' tab.

NB. All parents wishing to apply under the school's religious criteria must also provide a letter from their parish priest, minister or religious leader confirming the family is known and involved in the life of the church or worshipping community.

Oversubscription Criteria:

Children who have a Statement of Special Educational Need (SEN) / Education Health and Care Plan (EHCP) that names the school will be admitted. NB. Those children with a statement of SEN / EHCP that does not name the school will be referred to the Statutory Assessment Team (SAT) to determine an appropriate place.

1. Children in Care, also known as Looked After Children (LAC), and children who were previously looked after but ceased to be so by reason of adoption, a residence order (now known as a child arrangement order) or special guardianship order.
2. Children living in the catchment area with a sibling at the school at the time of admission;
3. Children living in the catchment area;
4. Children living outside the catchment area who have a sibling at the school at the time of admission;
5. Children who live in the ecclesiastical Parish of the Ascension, Cambridge;
6. Children of regular worshippers of a Christian church;
7. Children of regular worshippers of other World Faiths;
8. Children living outside the catchment area, but nearest the school according to the shortest safe walking route from their home to the school site.

In cases of equal merit in each set of criteria, priority will go to children living nearest the school as measured by a straight line. Please refer to the Glossary of Terms on page 136 for further information.

	1 st	2 nd	3 rd
No. of Preferences received	2424	1922	2727
No. of places allocated	2524		
Criterion allocated to	88		
No. of appeals heard	0		

Formatted: Indent: Left: 0.25 cm

St Matthew's Primary School

19 Norfolk Street, Cambridge, CB1 2LD

☎ 01223 568838

School Code	2317	Age Range	3 – 11
PAN for 2019	90	School Type	Community

Catchment area: For information about your catchment school please visit www.cambridgeshire.gov.uk/admissions and check on My Cambridgeshire using the 'My House' tab.

Oversubscription Criteria: Please see page 32.

	1 st	2 nd	3 rd
No. of Preferences received	103137	5763	3229
No. of places allocated	9090		
Criterion allocated to	63		
No. of appeals heard	14		

St Paul's C of E Primary School

Coronation Street, Cambridge, CB2 1HJ

☎ 01223 568840

School Code	3356	Age Range	4 – 11
PAN for 2019	30	School Type	Voluntary Aided

Catchment area: For information about your catchment school please visit www.cambridgeshire.gov.uk/admissions and check on My Cambridgeshire using the 'My House' tab.

Oversubscription Criteria:

Children who have a Statement of Special Educational Need (SEN) / Education Health and Care Plan (EHCP) that names the school will be admitted. NB. Those children with a statement of SEN / EHCP that does not name the school will be referred to the Statutory Assessment Team (SAT) to determine an appropriate place.

- Children in Care, also known as Looked After Children (LAC), and children who were previously looked after but ceased to be so by reason of adoption, a residence order (now known as a child arrangement order) or special guardianship order.
- Children normally living in the catchment area, who have a sibling attending St Paul's at the time of admission.
- Children normally living in the catchment area. Places will be offered in this category until either a total of 27 places have been taken by children with statements of Special Educational Need or in accordance with criteria 1 to 3 or else all applicants in this category have received an offer.
- Children applying for a Church place. (**NB: A Supplementary Information Form must be submitted**)

Up to three Church places will be offered to children of families who specifically wish their children to be educated at a Church of England school. Parents applying on religious grounds **must also submit a St Paul's Supplementary Information Form. All Church place applications with a completed Supplementary Information Form (SIF) submitted by the National Closing Date in January will be given priority over those SIFs submitted later.**

These places will be prioritised in following order:

- at the heart of their church;
- attached to their church;
- known to their church.

Within each of these categories applicants will be prioritised as follows:

- St Paul's Church; the Parish Church;
- St Barnabas' Church; the daughter church of St Paul's and also within the school catchment area.
- other Church of England Churches.
- other Christian Churches.

- Other children normally living in the catchment area (and not included in 3)

Formatted: Indent: Left: 0.5 cm, Tab stops: Not at 5.08 cm

Formatted: Indent: Left: 0.5 cm

Formatted: Indent: Left: 0.5 cm

Formatted: Indent: Left: 0.5 cm

6. Children not living within the catchment area who already have a sibling at St Paul's at the time of admission.
7. Children applying for a Church place (and not already offered a place in 4).
8. Any remaining applicants.

Where there is a need to prioritise within a category, children living nearest to the school, by the shortest straight line distance will be given priority. Please refer to the Glossary of Terms on page 136 for further information

	1 st	2 nd	3 rd
No. of Preferences received	2618	1629	1617
No. of places allocated	3030		
Criterion allocated to	88		
No. of appeals heard	0		

St Philip's C of E Primary School
2 Vinery Way, Cambridge, CB1 3DR

☎ 01223 508707

School Code	3358	Age Range	3 – 11
PAN for 2019	45	School Type	Voluntary Aided

Catchment area: For information about your catchment school please visit www.cambridgeshire.gov.uk/admissions and check on My Cambridgeshire using the 'My House' tab.

Oversubscription Criteria:

Children who have a Statement of Special Educational Need (SEN) / Education Health and Care Plan (EHCP) that names the school will be admitted. NB. Those children with a statement of SEN / EHCP that does not name the school will be referred to the Statutory Assessment Team (SAT) to determine an appropriate place.

- 1 Children in Care, also known as Looked After Children (LAC), and children who were previously looked after but ceased to be so by reason of adoption, a residence order (now known as a child arrangement order) or special guardianship order.
- 2 Children normally living in the catchment area who have siblings attending St Philip's at the time of admission.
- 3 Children normally living in the catchment area. Places will be offered in this category until a total of 41 — places have been taken by children with Statements of SEN, or in accordance with criteria 1-3, or when all applicants in this category have received an offer.
- 4 Children applying for a Church place.

(NB: A Supplementary Information Form must be submitted)

Up to four Church places will be offered to children of families who specifically wish their children to be educated at a Church of England school. **Parents applying on religious grounds must also submit a St Philip's Supplementary Information Form** which is available from the school.

These places will be prioritised in the following order:

- (a) Families at the heart of their church.
- (b) Families attached to their church.
- (c) Families known to their church.

Within each of these categories applicants will be prioritised as follows:

- (i) Families linked to St Philip's Church; the Parish Church.
- (ii) Families linked to other Church of England Churches.
- (iii) Families linked to other Christian Churches.

5. Other children normally living in the catchment area (and not included in 3).
6. Children not living in the catchment area who have a sibling at the school at the time of admission.
7. Children applying for a Church place (who were not offered a place under criterion 4).
8. Any remaining applicants.

Where there is a need to prioritise within a category, children living nearest to the school, by the shortest straight line distance will be given priority. Please refer to the Glossary of Terms on page 136 for further information.

Formatted: Indent: Left: -0.42 cm, Tab stops: 14.86 cm, Right

Formatted: Indent: Left: -0.42 cm

Formatted: Indent: Left: -0.5 cm, Tab stops: Not at 0.63 cm

	1 st	2 nd	3 rd
No. of Preferences received	4637	2522	2324
No. of places allocated	4545		
Criterion allocated to	4aii4ci		
No. of appeals heard	0		

Trumpington Meadows Primary School

☎ 01223 840299

The Trumpington Federation

Kestrel Rise, Trumpington, Cambridge, CB2 9AY

School Code	2000	Age Range	4 – 11
PAN for 2019	30	School Type	Foundation, in federation with Fawcett Primary School

Catchment area: A new school to serve the new developments in, and around, Trumpington. For information about your catchment school please visit www.cambridgeshire.gov.uk/admissions and check on My Cambridgeshire using the 'My House' tab.

Oversubscription Criteria:

Children who have a Statement of Special Educational Need (SEN) / Education Health and Care Plan (EHCP) that names the school will be admitted. NB. Those children with a statement of SEN / EHCP that does not name the school will be referred to the Statutory Assessment Team (SAT) to determine an appropriate place.

1. Children in Care, also known as Looked After Children (LAC), and children who were previously looked after but ceased to be so by reason of adoption, a residence order (now known as a child arrangement order) or special guardianship order.
2. Children living in the catchment area with a sibling at the school at the time of admission;
3. Children living in the catchment area;
4. Children living outside the catchment area who have a sibling at the school at the time of admission;
5. Children living outside the catchment area who have applied and been unable to gain a place at their Cambridgeshire catchment area school because of oversubscription;
6. Children who live outside the catchment area, but nearest the school as measured by a straight line.

In cases of equal merit in each set of criteria, priority will go to children living nearest the school as measured by a straight line. Please refer to the Glossary of Terms on page 136 for further information

	1 st	2 nd	3 rd
No. of Preferences received	2220	1343	1846
No. of places allocated	2322		
Criterion allocated to	66		
No. of appeals heard	0		

Trumpington Park Primary School

☎ 01223 712195

Hobson Avenue, Trumpington, Cambridge, CB2 9EG

School Code	2051	Age Range	4 – 11
PAN for 2019	60	School Type	Academy

The school is being built as a 3FE but will open initially as a 2FE school with a PAN of 60.

Catchment area: This is a new school, which serves the community of Trumpington. For the purposes of the school catchment area this is defined as the area bounded to the west by the River Cam and M11, to the north and east by Vicar's Brook running to Long Road and then by the Cambridge to London Railway line and to the south by the Administrative Boundary of Cambridge City.

Oversubscription Criteria:

If the school is oversubscribed, after the admissions of pupils with an Education, Health & Care place or Statement of Special Educational Needs naming the school, priority for admissions will be given to those children who meet the criteria set out below, in priority order:

1. Children in care, also looked after children (LAC), and children who were looked after but ceased to be so by reason of adoption, a child arrangement order (resident order) or special guardianship order.

Formatted: Indent: Left: 0.19 cm, First line: 0.31 cm

2. Children with a sibling at the school at the time of admission and who live in the catchment area;
3. Children living in the catchment area;
4. Children living outside the catchment area who have a sibling at the school at the time of admission;
5. Children living outside the catchment area who have applied and been unable to gain a place at their Cambridgeshire catchment area school because of oversubscription;
6. Children who live out of catchment

In cases of merit in each set of criteria, priority will go to children living nearest the school as measured by a straight line. Please refer to the Glossary of Terms on page 136 for further information.

	1 st	2 nd	3 rd
No. of Preferences received	4517	2211	148
No. of places allocated	4923		
Criterion allocated to	66		
No. of appeals heard	0		

The University of Cambridge Primary School ☎ 01223 792440
Eddington Avenue, Cambridge CB3 0QZ

School Code	2034	Age Range	4-11*
PAN for 2019	90	School Type	Academy

Oversubscription criteria

When the school is oversubscribed, after the admission of pupils with an Education, Health & Care plan or statement of special educational needs naming the school, priority for admission will be given to those children who meet the criteria set out below, in priority order:

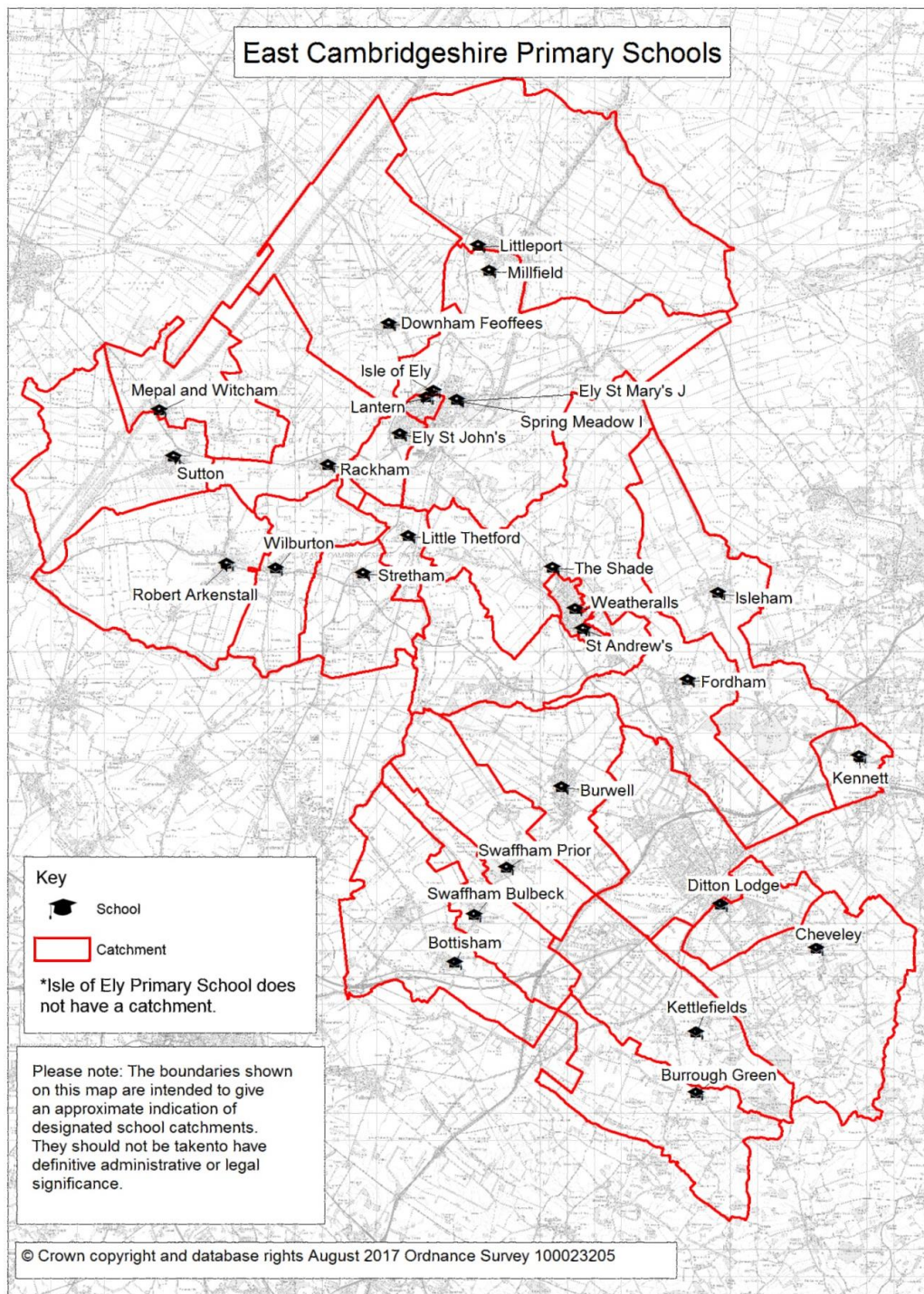
1. Looked after children and children who were previously looked after but ceased to be so by reason of adoption; Child Arrangements Order (which also includes existing residence orders) or Special Guardianship Order¹
2. Children eligible for the Pupil Premium.
Parents who are applying and wish their applications to be considered under this criterion must complete a Supplementary Information Form. This form can be found on the school's website www.universityprimaryschool.org.uk or may be requested from the school office and must be returned to the school by the national closing date 15 January 2019.
3. Children living in the catchment area² with a sibling at the school at the time of admission;
4. Children living in the catchment area;
5. Children living outside the catchment area who have a sibling at the school at the time of admission;
6. Children of school staff where:
 - i) the member of staff has been employed at the school for two or more years at the time at which the application for admission to the school is made; or
 - ii) the member of staff is recruited to fill a vacant post for which there is a demonstrable skill shortage
7. Other children living outside the catchment area.

Formatted: Indent: Left: 0.25 cm, Tab stops: Not at 3.81 cm

	1 st	2 nd	3 rd
No. of Preferences received	105	91	36
No. of places allocated	90		
Criterion allocated to	7		
No. of appeals heard	4		

¹ A looked after child is a child who is (a) in the care of the local authority, or (b) being provided with accommodation by a local authority in the exercise of its social services functions (see the definition in Section 22 (1) of the Children Act 1989)

² A map of the catchment area can be obtained from the Local Authority



Oversubscription Criteria for Community and Voluntary Controlled schools

Oversubscription Criteria:

Children who have a Statement of Special Educational Need (SEN) / Education Health and Care Plan (EHCP) that names the school will be admitted. NB. Those children with a statement of SEN / EHCP that does not name the school will be referred to the Statutory Assessment Team (SAT) to determine an appropriate place.

1. Children in Care, also known as Looked After Children (LAC), and children who were previously looked after but ceased to be so by reason of adoption, a residence order (now known as a child arrangement order) or special guardianship order;
2. Children living in the catchment area with a sibling at the school at the time of admission;
3. Children living in the catchment area;
4. Children living outside the catchment area who have a sibling at the school at the time of admission;
5. Children living outside the catchment area who have applied and been unable to gain a place at their Cambridgeshire catchment area school because of oversubscription;
6. Children who live outside the catchment area, but nearest the school as measured by a straight line.

In cases of equal merit in each set of criteria, priority will go to children living nearest the school as measured by a straight line. Please refer to the Glossary of Terms on page 136 for further information.

Bottisham Primary School

Beechwood Avenue, Bottisham, Cambridgeshire, CB25 9BE

☎ 01223 811235

School Code	2200	Age Range	3 – 11
PAN for 2019	45	School Type	Academy

Catchment Area: Bottisham, Lode and Stow-cum-Quy

Oversubscription Criteria:

Children who have a Statement of Special Educational Need (SEN) / Education Health and Care Plan (EHCP) that names the school will be admitted. NB. Those children with a statement of SEN / EHCP that does not name the school will be referred to the Statutory Assessment Team (SAT) to determine an appropriate place.

1. Children in Care, also known as Looked After Children (LAC), and children who were previously looked after but ceased to be so by reason of adoption, a residence order (now known as a child arrangement order) or special guardianship order;
2. Children living in the catchment area with a sibling at the school at the time of admission;
3. Children living in the catchment area;
4. Children living outside the catchment area who have a sibling at the school at the time of admission;
5. Children living outside the catchment area who have applied and been unable to gain a place at their Cambridgeshire catchment area school because of oversubscription;
6. Children who live outside the catchment area, but nearest the school as measured by a straight line.

In cases of equal merit in each set of criteria, priority will go to children living nearest the school as measured by a straight line. Please refer to the Glossary of Terms on page 136 for further information.

	1 st	2 nd	3 rd
No. of Preferences received	35 30	10 13	11 6
No. of places allocated	3733		
Criterion allocated to	66		
No. of appeals heard	0		

Burrough Green C of E Primary School

Bradley Road, Burrough Green, CB8 9NH

☎ 01638 507236

School Code	3004	Age Range	4 – 11
PAN for 2019	15	School Type	Voluntary Controlled

Catchment Area: Burrough Green, Brinkley, Carlton and Westley Waterless.

Oversubscription Criteria: Please see page ~~108~~48.

	1 st	2 nd	3 rd
No. of Preferences received	13 <u>20</u>	7 <u>8</u>	4 <u>3</u>
No. of places allocated	13 <u>15</u>		
Criterion allocated to	64		
No. of appeals heard	2		

Burwell Village College (Primary)

☎ 01638 613103

The Causeway, Burwell, Cambridgeshire, CB25 0DU

School Code	2327	Age Range	4 – 11
PAN for 2019	90	School Type	Community

Formatted: Font: 10 pt

Formatted: Font: 10 pt

Catchment Area: Burwell**Oversubscription Criteria:** Please see page 48.

	1 st	2 nd	3 rd
No. of Preferences received	61 65	11 7	5 10
No. of places allocated	64 67		
Criterion allocated to	64		
No. of appeals heard	0		

Cheveley C of E Primary School

☎ 01638 730273

1 Park Road, Cheveley, Newmarket, Suffolk, CB8 9DF

School Code	3009	Age Range	4 – 11
PAN for 2019	20	School Type	Voluntary Controlled

Catchment Area: Cheveley, Ashley, Wood Ditton, Kirtling, Saxon Street, Broad Green, Upend**Oversubscription Criteria:** Please see page 48.

	1 st	2 nd	3 rd
No. of Preferences received	24 16	15 14	11
No. of places allocated	20 16		
Criterion allocated to	43		
No. of appeals heard	0		

The Ditton Lodge Primary School

☎ 01638 613001

St John's Avenue, Newmarket, Suffolk, CB8 8BL

School Code	2057	Age Range	4 - 11
PAN for 2019	30	School Type	Academy

Catchment Area: Crockfords Park, New Cheveley Road (odd numbers up to 99, even numbers up to 100), Ashley Road (residential area), Centre Drive and Duchess Drive.**Oversubscription Criteria:**

Children who have a Statement of Special Educational Need (SEN) / Education Health and Care Plan (EHCP) that names the school will be admitted. NB. Those children with a statement of SEN / EHCP that does not name the school will be referred to the Statutory Assessment Team (SAT) to determine an appropriate place.

1. Children in Care, also known as Looked After Children (LAC), and children who were previously looked after but ceased to be so by reason of adoption, a residence order (now known as a child arrangement order) or special guardianship order.
2. Children living in the catchment area with a sibling at the school at the time of admission;
3. Children living in the catchment area;
4. Children living outside the catchment area who have a sibling at the school at the time of admission;
5. Children living outside the catchment area who have applied and been unable to gain a place at their Cambridgeshire catchment area school because of oversubscription;
6. Children who live outside the catchment area, but nearest the school as measured by a straight line.

In cases of equal merit in each set of criteria, priority will go to children living nearest the school as measured by a straight line. Please refer to the Glossary of Terms on page 136 for further information.

	1 st	2 nd	3 rd
No. of Preferences received	3839	1721	15 20
No. of places allocated	3030		
Criterion allocated to	66		
No. of appeals heard	1		

Downham Feoffees C of E Primary School

☎ 01353 699325

Main Street, Little Downham, CB6 2ST

School Code	2052	Age Range	4 – 11
PAN for 2019	30	School Type	Academy

Catchment Area: Little Downham and Pymoor

Oversubscription Criteria:

Children who have a Statement of Special Educational Need (SEN) / Education Health and Care Plan (EHCP) that names the school will be admitted. NB. Those children with a statement of SEN / EHCP that does not name the school will be referred to the Statutory Assessment Team (SAT) to determine an appropriate place.

- 1 Children in Care, also known as Looked After Children (LAC), and children who were previously looked after but ceased to be so by reason of adoption, a residence order (now known as a child arrangement order) or special guardianship order.
2. Children living in the catchment area with a sibling at the school at the time of admission;
3. Children living in the catchment area;
4. Children living outside the catchment area who have a sibling at the school at the time of admission;
5. Children living outside the catchment area who have applied and been unable to gain a place at their Cambridgeshire catchment area school because of oversubscription;
6. Children who live outside the catchment area, but nearest the school as measured by a straight line.

In cases of equal merit in each set of criteria, priority will go to children living nearest the school as measured by a straight line. Please refer to the Glossary of Terms on page 136 for further information.

	1 st	2 nd	3 rd
No. of Preferences received	20 34	5 6	3 8
No. of places allocated	2230		
Criterion allocated to	63		
No. of appeals heard	0		

Ely St John's Community Primary School

☎ 01353 612780

St John's Road, Ely, CB6 3BW

School Code	2444	Age Range	4 – 11
PAN for 2019	60	School Type	Community

Catchment Area: that part of Ely bounded by the south side of West Fen Road (odd numbers) to the junction with Downham Road, the south west side of Downham Road to the junction with St Mary's Street, the south side of St Mary's Street to the junction with Cambridge Road, the west side of Cambridge Rd (even numbers).

Oversubscription Criteria: Please see page 48.

	1 st	2 nd	3 rd
No. of Preferences received	57 69	18 24	32 34
No. of places allocated	5860		
Criterion allocated to	63		
No. of appeals heard	1		

Ely St Mary's C of E Junior School

High Barns, Ely, CB7 4RB

☎ 01353 662163

School Code	3362	Age Range	7 – 11
PAN for 2019	120	School Type	Academy

Catchment Area: This comprises the ecclesiastical parishes of Ely, Chettisham and Stuntney (excluding the areas served by Ely St John's and the Lantern School).

Oversubscription Criteria:

Children who have an Educational Health Care Plan (EHCP) that names the school will be admitted. NB Those children with an EHCP that does not name the school will be referred to Student Assessment to determine an appropriate place.

1. Children who are Looked After: children who were looked after but ceased to be so because they were adopted (or became subject to a child arrangement order (resident order) or special guardianship order);
2. Children who live in the catchment area who have a sibling at this school at the time of admission.
3. Children who live in the catchment area.
4. Children with a sibling in attendance at this school or Spring Meadow Infant and Nursery School at the time of admission, and who have been in attendance for at least a term prior to application but who live out of catchment.
5. Children who are in attendance at Spring Meadow Infant and Nursery School at the time of application and who have been in attendance for at least a term prior to application but who live out of catchment.
6. Children who live nearest to school by the shortest straight line distance.

In the case of equal merit priority will go to children living nearest to the school according to the shortest straight line distance. Please refer to the Glossary of Terms on page 136 for further information.

The criteria above are not the same as for 2018-19 entry.

	1 st	2 nd	3 rd
No. of Preferences received	105 144	0 0	0 0
No. of places allocated	105 144		
Criterion allocated to	87		
No. of appeals heard	0		

Formatted Table

Fordham C of E Primary School

Isleham Road, Fordham, Ely, CB7 5NL

☎ 01638 720296

School Code	3014	Age Range	4 – 11
PAN for 2019	60	School Type	Voluntary Controlled

Catchment Area: Fordham and Snailwell

Oversubscription Criteria: Please see page 48.

	1 st		
No. of Preferences received	5437	42 29	13 18
No. of places allocated	6042		
Criterion allocated to	66		
No. of appeals heard	0		

Isleham C of E Primary School

Malting Lane, Isleham, Ely, CB7 5RZ

☎ 01638 780336

School Code	3022	Age Range	4 – 11
PAN for 2019	30	School Type	Voluntary controlled

Catchment Area: Isleham and Chippenham

Oversubscription Criteria: Please see page 48.

	1 st	2 nd	3 rd
No. of Preferences received	3232	1314	36
No. of places allocated	3030		
Criterion allocated to	66		
No. of appeals heard	4		

Isle of Ely Primary School

☎ 01353 612818

School Road, Ely, CB6 2FG

School Code	2024	Age Range	3 – 11*
PAN for 2019	60	School Type	Academy

For September 2019 the school is accepting children into Reception, Year 1, Year 2, Year 3, Year 4 and Year 5 only.

Catchment Area: This school does not have a geographical catchment area.

Oversubscription Criteria:

Children who have a statement of special educational needs or an Education, Health and Care Plan (EHCP) that names Isle of Ely Primary School will be admitted. NB: Those children with a statement of special educational needs or EHCP that does not name the school will be referred to the LA SEN Team to determine an appropriate place.

Children who have a statement of special educational or an EHCP fall outside the ordinary admissions system and therefore do not feature within the oversubscription criteria.

In the event of a year group being oversubscribed, and after the admission of pupils with a Statement of Special Educational Needs or an EHCP where the school is named, priority for admission will be given to those children who meet the criteria set out below, in order:-

- A: A 'looked after child' or child who was previously looked after but immediately after being looked after became subject to an adoption, child arrangements, or special guardianship order. A looked after child is a child who is (a) in the care of a local authority, or (b) being provided with accommodation by a local authority in the exercise of its social services functions (see definition in section 22(1) of the Children Act 1989).
- B: Children with a sibling attending the school at the time of application who is reasonably expected to still be attending the school at the proposed time of admission
- C: Other children by distance from the school with priority for admission being given to those who live nearest to the school as measured by a straight line.

In cases of equal merit in each set of criteria, priority will go to children living nearest the school as measured by a straight line. Please refer to the Glossary of Terms on page 136 for further information.

	1 st	2 nd	3 rd
No. of Preferences received	67 48	76 90	25 30
No. of places allocated	6057		
Criterion allocated to	c3-other		
No. of appeals heard	0		

Kennett Community Primary School

☎ 01638 750386

98 Station Road, Kennett, CB8 7QQ

School Code	2021	Age Range	4 – 11
PAN for 2019	15	School Type	Academy

Catchment Area: Kennett

Oversubscription Criteria:

Children who have a Statement of Special Educational Need (SEN) / Education Health and Care Plan (EHCP) that names the school will be admitted. NB. Those children with a statement of SEN / EHCP that does not name the school will be referred to the Statutory Assessment Team (SAT) to determine an appropriate place.

1. Children in Care, also known as Looked After Children (LAC), and children who were previously looked after but ceased to be so by reason of adoption, a residence order (now known as a child arrangement order) or special guardianship order.
2. Children living in the catchment area with a sibling at the school at the time of admission.
3. Children living in the catchment area.
4. Children living outside the catchment area who have a sibling at the school at the time of admission.
5. Children living outside the catchment area who have applied and been unable to gain a place at their Cambridgeshire catchment area school because of oversubscription;
6. Children who live outside the catchment area, but nearest the school as measured by a straight line.

In cases of equal merit in each set of criteria, priority will go to children living nearest the school as measured by a straight line. Please refer to the Glossary of Terms on page 136 for further information.

	1 st	2 nd	3 rd
No. of Preferences received	14 20	17 25	12 14
No. of places allocated	1515		
Criterion allocated to	66		
No. of appeals heard	0		

Kettlefields Primary School

Stetchworth Road, Dullingham, CB8 9UH

☎ 01638 508360

School Code	2442	Age Range	4 – 11
PAN for 2019	20	School Type	Community

Catchment Area: Dullingham, Stetchworth and Dullingham Ley National Stud

Oversubscription Criteria: Please see page 48.

	1 st	2 nd	3 rd
No. of Preferences received	15 18	15 16	5 15
No. of places allocated	1620		
Criterion allocated to	66		
No. of appeals heard	0		

The Lantern Primary School

Nene Road, Ely, CB6 2WJ

☎ 01353 664174

School Code	3387	Age Range	4 – 11
PAN for 2019	60	School Type	Academy

Catchment Area: that part of Ely city which is bounded on the west by West Fen Road, on the south by the borders of Downham Road and Egremont Street, and on the east by Lynn Road, but excluding the cul de sacs which have their only roadway exit onto Lynn Road.

Oversubscription Criteria:

Children who have a Statement of Special Educational Need (SEN) / Education Health and Care Plan (EHCP) that names the school will be admitted. NB. Those children with a statement of SEN / EHCP that does not name the school will be referred to the Statutory Assessment Team (SAT) to determine an appropriate place.

1. Children in Care, also known as Looked After Children (LAC), and children who were previously looked after but ceased to be so by reason of adoption, a residence order (now known as a child arrangement order) or special guardianship order.
2. Children living in the catchment area with a sibling at the school at the time of admission.
3. Children living in the catchment area.
4. Children living outside the catchment area who have a sibling at the school at the time of admission.
5. Children living outside the catchment area who have applied and been unable to gain a place at their Cambridgeshire catchment area school because of oversubscription;

6. Children who live outside the catchment area, but nearest the school as measured by a straight line.

In cases of equal merit in each set of criteria, priority will go to children living nearest the school as measured by a straight line.

	1 st	2 nd	3rd
No. of Preferences received	49 60	65 66	34 41
No. of places allocated	5360		
Criterion allocated to	66		
No. of appeals heard	0		

Little Thetford C of E Primary School

Green Hill, Little Thetford, Ely, CB6 3HD

☎ 01353 649260

School Code	3053	Age Range	4 – 11
PAN for 2019	15	School Type	Voluntary Controlled

Catchment Area: Little Thetford

Oversubscription Criteria: Please see page 48.

	1 st	2 nd	3rd
No. of Preferences received	17 11	5 9	6 5
No. of places allocated	1512		
Criterion allocated to	46		
No. of appeals heard	0		

Littleport Community Primary School

Parsons Lane, Littleport, Ely, CB6 1JT

☎ 01353 860235

School Code	2074	Age Range	4 – 11
PAN for 2019	60	School Type	Community

Catchment Area: North and North West part of Littleport, Black Horse Drove, Hale Fen, Little Ouse, Redmere, Shippea Hill and Burnt Fen

Oversubscription Criteria: Please see page 48.

	1 st	2 nd	3rd
No. of Preferences received	62 79	13 24	7
No. of places allocated	6060		
Criterion allocated to	63		
No. of appeals heard	7		

Mepal and Witcham C of E Primary School

Brangehill Lane, Mepal, Ely, CB6 2AL

☎ 01353 778300

School Code	2030	Age Range	4 – 11
PAN for 2019	15	School Type	Academy

Catchment Area: Mepal and Witcham

Oversubscription Criteria:

Children who have a Statement of Special Educational Need (SEN) / Education Health and Care Plan (EHCP) that names the school will be admitted. NB. Those children with a statement of SEN / EHCP that does not name the school will be referred to the Statutory Assessment Team (SAT) to determine an appropriate place.

- Children in Care, also known as Looked After Children (LAC), and children who were previously looked after but ceased to be so by reason of adoption, a residence order (now known as a child arrangement order) or special guardianship order.
- Children living in the catchment area with a sibling at the school at the time of admission.

3. Children living in the catchment area.
4. Children living outside the catchment area who have a sibling at the school at the time of admission.
5. Children living outside the catchment area who have applied and been unable to gain a place at their Cambridgeshire catchment area school because of oversubscription;
6. Children who live outside the catchment area, but nearest the school as measured by a straight line.

In cases of equal merit in each set of criteria, priority will go to children living nearest the school as measured by a straight line. Please refer to the Glossary of Terms on page 136 for further information.

	1 st	2 nd	3 rd
No. of Preferences received	13 13	3 5	2 3
No. of places allocated	1313		
Criterion allocated to	64		
No. of appeals heard	0		

Millfield Primary School

Grange Lane, Littleport, Ely, CB6 1HW

☎ 01353 861612

School Code	2447	Age Range	4 – 11
PAN for 2019	60	School Type	Academy

Catchment Area: South and South East part of Littleport.

Oversubscription Criteria:

When the Academy is oversubscribed, after the admission of Children with Statements of Special Educational Needs (SEN) / Education, Health and Care plan (EHCP) where the Academy is named, priority for admission will be given to those children who meet the criteria set out below:

- a) A 'looked after child' or a child who was previously looked after but immediately after being looked after became subject to an adoption, child arrangements, or special guardianship order. A looked after child is a child who is a) looked after by a local authority or b) being provided with accommodation by a local authority in their exercise of their social services functions, in accordance with section 22 (1) of the Children Act 1989. *Details of eligibility must be supplied by the allocated social worker or foster carer.*
- b) Children for whom it is essential to be admitted to the Academy because of special circumstances to do with significant medical or social needs, which relate to the child or an immediate member of the child's family. Applications must be supported by medical evidence from a GP or hospital consultant, social worker or similar professional.
 - i) *The supporting evidence should set out the particular reason why the Academy is the most suitable and the difficulties that would be caused if the child had to attend another school. This evidence must be sent to the Academy by the application closing date, for the applicant to be considered under this criterion.*
- c) Children who, on the date of admission, will have a sibling (i.e. a natural brother or sister, or a half brother or sister, or a legally adopted brother or sister or half-brother or sister, or step brother or sister) who will be living with them at the same address and on roll of the Academy. Children will be considered under this criterion if they have a sibling who attends the Academy and who will continue to be on roll when the child joins the Academy.
- d) Children living nearest to the Academy within the catchment area of **South and South East part of Littleport**.
- e) Children living nearest to the Academy outside of the catchment area.

Formatted: Font: Bold

In cases of equal merit in each set of criteria, applicants will be considered under the tie-break process - see school admissions policy 18/19 on their website for further details. Please refer to the Glossary of Terms on page 136 for further information.

	1 st	2 nd	3 rd
No. of Preferences received	26 43	20 23	4 0
No. of places allocated	2860		
Criterion allocated to	66		
No. of appeals heard	0		

The Rackham C of E Primary School

Main Street, Witchford, Ely, CB6 2HQ

☎ 01353 662436

School Code	3058	Age Range	4 – 11
PAN for 2019	45	School Type	Voluntary Controlled

Catchment Area: Coveney, Witchford, Wentworth, Wardy Hill, Wayhead

Oversubscription Criteria: Please see page 48.

	1 st	2 nd	3rd
No. of Preferences received	38 32	11 46	9 42
No. of places allocated	38 33		
Criterion allocated to	66		
No. of appeals heard	0		

Robert Arkenstall Primary School

Camping Close, Haddenham, Ely, CB6 3UA

☎ 01353 740253

School Code	2070	Age Range	4 – 11
PAN for 2019	40	School Type	Community

Catchment Area: Aldreth and Haddenham and west to the Hundred Foot Drain

Oversubscription Criteria: Please see page 48.

	1 st	2 nd	3rd
No. of Preferences received	32 33	14 44	7 5
No. of places allocated	32 33		
Criterion allocated to	66		
No. of appeals heard	0		

The Shade Primary School

The Shade, Soham, CB7 5DE

☎ 01353 612948

School Code	2008	Age Range	3-11
PAN for 2019	30	School Type	Academy

Catchment Area: The Shade Primary School serves the villages of Barway and Barcham and Soham town.

Oversubscription Criteria:

Children who have a Statement of Special Educational Need (SEN) / Education Health and Care Plan (EHCP) that names the school will be admitted. NB. Those children with a statement of SEN / EHCP that does not name the school will be referred to the Statutory Assessment Team (SAT) to determine an appropriate place.

1. Children in Care, also known as Looked After Children (LAC), and children who were previously looked after but ceased to be so by reason of adoption, a residence order (now known as a child arrangement order) or special guardianship order.
2. Children who have a sibling at The Shade Primary School at the time of admission;
3. Children living in the villages of Barway and Barcham;
4. Children living in Soham;
5. Children living outside of the catchment area of the school.

In cases of equal merit in each set of criteria, priority will go to children living nearest the school as measured by a straight line. Please refer to the Glossary of Terms on page 136 for further information.

	1 st	2 nd	3rd
No. of Preferences received	40 54	27 37	13 20

No. of places allocated	3030
Criterion allocated to	44
No. of appeals heard	0

Spring Meadow Infant School

High Barns, Ely, CB7 4RB

☎ 01353 664742

School Code	2329	Age Range	3 - 7
PAN for 2019	120	School Type	Community

Catchment Area: Ely (excluding the area served by Ely St John's School and the Lantern School) including Stuntney, Prickwillow, Chettisham and Queen Adelaide.

Oversubscription Criteria: Please see page 48.

	1 st	2 nd	3rd
No. of Preferences received	60 61	12 15	18 15
No. of places allocated	6164		
Criterion allocated to	66		
No. of appeals heard	0		

St Andrew's C of E Primary School

Sand Street, Soham, Ely, CB7 5AA

☎ 01353 720345

School Code	3083	Age Range	3 – 11
PAN for 2019	60	School Type	Academy

Catchment Area: St Andrew's C of E Primary School services the villages of Wicken, Upware and Padney and Soham town.

Oversubscription Criteria:

Children who have a Statement of Special Educational Need (SEN) / Education Health and Care Plan (EHCP) that names the school will be admitted. NB. Those children with a statement of SEN / EHCP that does not name the school will be referred to the Statutory Assessment Team (SAT) to determine an appropriate place.

1. Children in Care, also known as Looked After Children (LAC), and children who were looked after but ceased to be so by reason of adoption, a child arrangement order (resident order) or special guardianship order.
2. Children who have a sibling at St Andrew's C of E Primary School at the time of admission;
3. Children living in the villages of Wicken, Upware and Padney and in the area to the south of Soham, known as Downfields³;
4. Children living in Soham;
5. Children living outside of the catchment area of the school.

In cases of equal merit in each set of criteria, priority will go to children living nearest the school as measured by a straight line. Please refer to the Glossary of Terms on page 136 for further information.

	1 st	2 nd	3rd
No. of Preferences received	45 65	16 17	17 20
No. of places allocated	5060		
Criterion allocated to	54		
No. of appeals heard	3		

Stretham Primary School

Wood Lane, Stretham, Ely, CB6 3JN

☎ 01353 649271

³ The Downfields area of Soham is defined as Fordham Road to the south of the mini roundabout where Fordham Road meets Orchard Row, Orchard Row, Centre Road, Mistral Close, Windmill Close, Cornmills Road and Military Road.

School Code	2084	Age Range	4 – 11
PAN for 2019	30	School Type	Community

Catchment Area: Stretham

Oversubscription Criteria: Please see page 48.

	1 st	2 nd	3rd
No. of Preferences received	16 26	9 5	4 8
No. of places allocated	1726		
Criterion allocated to	66		
No. of appeals heard	0		

Sutton C of E Primary School

☎ 01353 778351

The Brook, Sutton, Ely, CB6 2PU

School Code	3052	Age Range	4 – 11
PAN for 2019	45	School Type	Voluntary Controlled

Catchment Area: Sutton

Oversubscription Criteria: Please see page 48.

	1 st	2 nd	3rd
No. of Preferences received	40 41	7 8	5 7
No. of places allocated	4041		
Criterion allocated to	66		
No. of appeals heard	0		

Swaffham Bulbeck C of E Primary School

☎ 01223 811595

84 High Street, Swaffham Bulbeck, Cambridgeshire, CB25 0LX

School Code	3037	Age Range	3 – 11
PAN for 2019	13	School Type	Voluntary Controlled

Catchment Area: Swaffham Bulbeck

Oversubscription Criteria: Please see page 48.

	1 st	2 nd	3rd
No. of Preferences received	18 16	24 36	10 23
No. of places allocated	1313		
Criterion allocated to	66		
No. of appeals heard	1		

Swaffham Prior C of E Primary School

☎ 01638 741529

Station Road, Swaffham Prior, Cambridgeshire, CB25 0LG

School Code	3030	Age Range	4 – 11
PAN for 2019	17	School Type	Voluntary Controlled

Catchment Area: Swaffham Prior, Reach, part of Upware Fen

Oversubscription Criteria: Please see page 48.

	1 st	2 nd	3rd
No. of Preferences received	17 17	17 25	14 13
No. of places allocated	1717		
Criterion allocated to	46		

No. of appeals heard	0
----------------------	---

The Weatheralls Primary School
01353 720456

Pratt Street, Soham, Ely, CB7 5BH

School Code	2049	Age Range	3 – 11
PAN for 2019	90	School Type	Academy

Catchment Area: The Weatheralls Primary School serves Soham town.

Oversubscription Criteria:

Children who have a Statement of Special Educational Need (SEN) / Education Health and Care Plan (EHCP) that names the school will be admitted. NB. Those children with a statement of SEN / EHCP that does not name the school will be referred to the Statutory Assessment Team (SAT) to determine an appropriate place.

- Children in Care, also known as Looked After Children (LAC), and children who were previously looked after but ceased to be so by reason of adoption, a residence order (now known as a child arrangement order) or special guardianship order.
- Children who have a sibling at The Weatheralls Primary School at the time of admission.
- Children living in Soham.
- Children living outside of the catchment area of the school.

In cases of equal merit, priority will go to children living nearest the school as measured by a straight line. The distance, for admissions purposes, is measured using the straight line distance from the reference point of the home to the reference point of the school both as determined by the Ordnance Survey (OS) AddressBase Premium™. These distances are produced by the LA Admissions team for the school. For families who live outside the area covered by the Cambridgeshire mapping system, distances are determined using a combination of local maps and on-line resources.

In the event of (a) two or more children living at the same address point (e.g. children resident in a block of flats) or (b) two addresses measuring the same distance from the school, the ultimate tiebreaker will be random selection, witnessed by the Council officer, independent of the Admissions Team.

	1 st	2 nd	3 rd
No. of Preferences received	42 49	20 35	9 12
No. of places allocated	4776		
Criterion allocated to	44		
No. of appeals heard	0		

Wilburton C of E Primary School
01353 740269

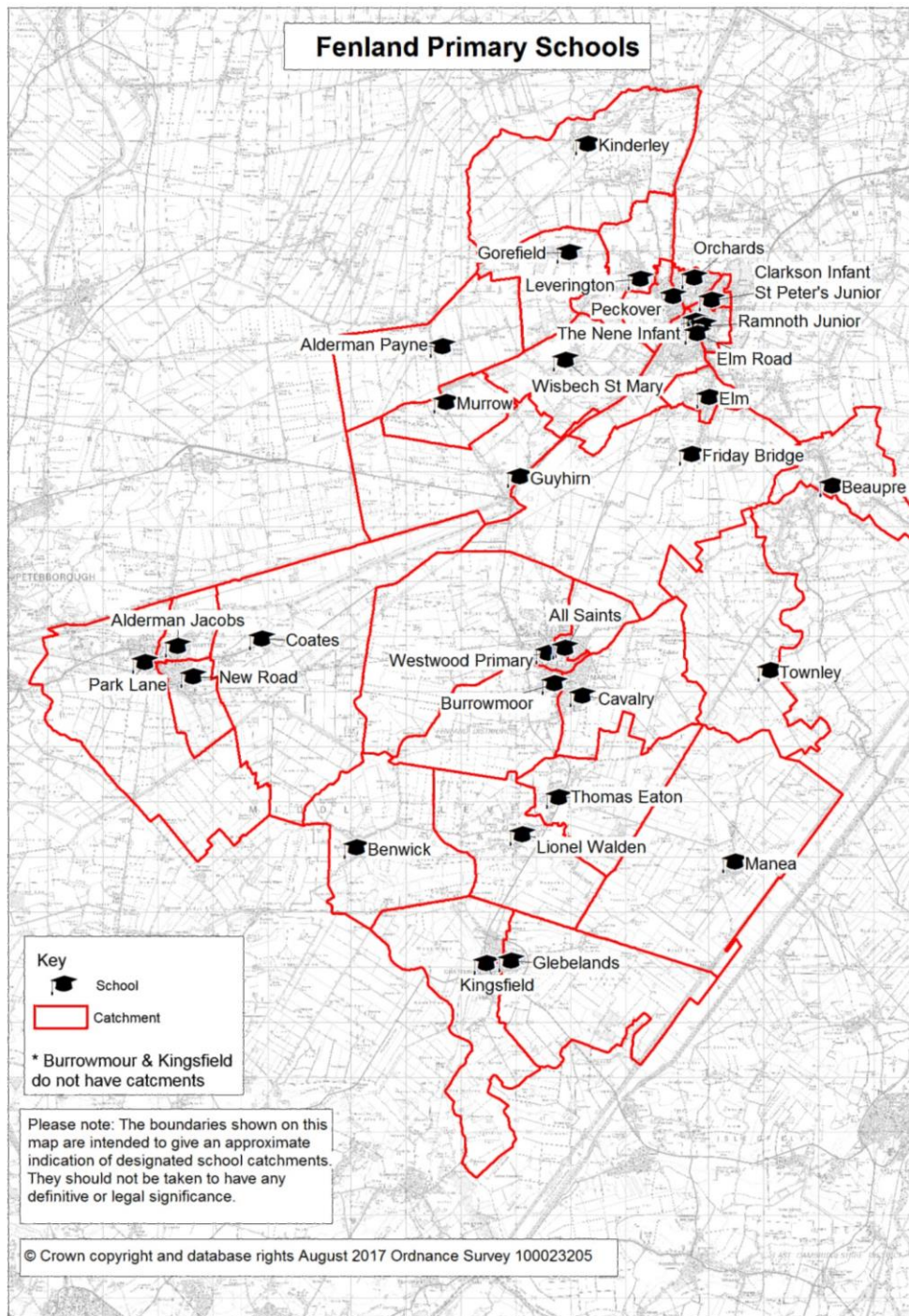
Carpond Lane, Wilburton, Ely, CB6 3RJ

School Code	3054	Age Range	4 – 11
PAN for 2019	20	School Type	Voluntary Controlled

Catchment Area: Wilburton

Oversubscription Criteria: Please see page 48.

	1 st	2 nd	3 rd
No. of Preferences received	817	1612	127
No. of places allocated	917		
Criterion allocated to	64		
No. of appeals heard	0		



Oversubscription Criteria for Community and Voluntary Controlled schools

Oversubscription Criteria:

Children who have a Statement of Special Educational Need (SEN) / Education Health and Care Plan (EHCP) that names the school will be admitted. NB. Those children with a statement of SEN / EHCP that does not name the school will be referred to the Statutory Assessment Team (SAT) to determine an appropriate place.

1. Children in Care, also known as Looked After Children (LAC), and children who were previously looked after but ceased to be so by reason of adoption, a residence order (now known as a child arrangement order) or special guardianship order.
2. Children living in the catchment area with a sibling at the school at the time of admission;
3. Children living in the catchment area;
4. Children living outside the catchment area who have a sibling at the school at the time of admission;
5. Children living outside the catchment area who have applied and been unable to gain a place at their Cambridgeshire catchment area school because of oversubscription;
6. Children who live outside the catchment area, but nearest the school as measured by a straight line.

In cases of equal merit in each set of criteria, priority will go to children living nearest the school as measured by a straight line. Please refer to the Glossary of Terms on page 136 for further information.

Alderman Jacobs School

Drybread Road, Whittlesey, PE7 1XJ

☎ 01733 202403

School Code	2087	Age Range	4 – 11
PAN for 2019	90	School Type	Academy

Catchment Area: Alderman Jacobs Primary School serves the catchment area of Whittlesey: Kings Dyke, as far west as Horsey Toll, Pondersbridge as far south and including Oilmills Road, Whittlesey town and the area of the parish as far east and including 311 Eastrea Road and Lattersley Hill Farm but also welcomes applicants from a wider area if spaces are available. .

Oversubscription Criteria:

Children who have a statement of special educational needs, or education, health and care plan that names the school. (Those children with a statement of special educational needs that does not name the school will be referred to Student Assessment to determine an appropriate place)

1. Children in Care, also known as Looked After Children (LAC) and children who were looked after but ceased to be so by reason of adoption, a residence, or care arrangements order or special guardianship order)
2. Children with a serious or life-threatening medical condition; or children where there are sensitive and/or serious individual and /or family circumstances; which in any case makes attendance at this school essential
3. Children of staff employed by the Academy Trust of Alderman Jacobs School, subject to the conditions in note 2.
4. Children who reside in the Whittlesey catchment area and who have a sibling attending the school at the time of admission.
5. Children who reside in the Whittlesey catchment area but do not have a sibling attending the school at the time of admission. .
6. Children who reside outside the Whittlesey catchment area with a sibling already attending Alderman Jacobs School.
7. Children who reside outside the Whittlesey catchment area but do not have a sibling attending the school at the time of admission.

In cases of equal merit in each set of criteria, priority will go to children living nearest the school as measured by a straight line. Please refer to the Glossary of Terms on page 136 for further information.

Note 1.

1. If an application is made on medical or other grounds as specified in criterion 2 of the admissions policy:

☐ If, at the time of application, a child has a serious or life-threatening medical condition which the parent considers makes attendance at this school essential, this must be stated on the application form and will only

be considered if substantive medical evidence is attached. Please note: a letter from a GP will not normally be deemed as sufficient medical evidence. The Directors reserve the right to consult with their own or Local Authority medical advisors.

☐ ☐ If there are sensitive and/or serious individual and/or family circumstances which the parent considers makes attendance at this school essential, these must be stated on the application form. Substantive evidence will need to be provided at the time of application, such as a report from a support service.

Note 2

There are two possible conditions.

☐ ☐ The member of staff must have been employed on a continuous basis at the school for two or more years. For normal round admissions the date that will be used to assess the length of time that a member of staff has been employed will be the closing date for applications.

☐ ☐ A member of staff is recruited to fill a vacant post for which, in the opinion of the Directors, there is a demonstrable skill shortage. Applicants who wish to apply for a place under this criterion must complete a Supplementary Information Form relating to this criterion, obtainable from the Admissions Officer.

The criteria for 2018-19 entry were not the same as those above.

	1 st	2 nd	3 rd
No. of Preferences received	81 73	31 33	68
No. of places allocated	8374		
Criterion allocated to	65		
No. of appeals heard	0		

Formatted Table

Alderman Payne Primary School

☎ 01945 700275

Main Road, Parson Drove, Wisbech, PE13 4JA

School Code	2083	Age Range	4 – 11
PAN for 2019	15	School Type	Community

Catchment Area: Parson Drove village and surrounding area bounded by the Fenland District boundary (Gold Dyke) in the west; the Lincolnshire border up to and including Marshall Bank in the north; Sealey Lane and Highfield Corner in the east; and the parish boundary including Silvers Lane north of the crossroads in the south.

Oversubscription Criteria: Please see page 61.

	1 st	2 nd	3 rd
No. of Preferences received	15 10	4 2	0 5
No. of places allocated	15 12		
Criterion allocated to	64		
No. of appeals heard	0		

Formatted Table

All Saints Inter Church (RC/CofE) Primary School

County Road, March, PE15 8ND

☎ 01354 659000

School Code	3383	Age Range	4 – 11
PAN for 2019	30	School Type	Academy

Catchment Area: The area of March bounded by the north side of Creek Rd to its junction with St. John's Rd, north side of St. John's Rd, east side of Station Rd, north side of County Rd, east side of Robin Goodfellow's Lane to Lime Grove to Norwood Rd from the rail crossing to Elm Rd, east side of Elm Rd.

NB: A Supplementary Information Form must be completed for all those wishing to apply under the school's religious criteria

Oversubscription Criteria:

Children who have a Statement of Special Educational Need (SEN) / Education Health and Care Plan (EHCP) that names the school will be admitted. NB. Those children with a statement of SEN / EHCP that does not name the school will be referred to the Statutory Assessment Team (SAT) to determine an appropriate place.

A maximum of 15 of the 30 places will be allocated in order of priority under categories 1-6 and the remainder in order of priority under categories 7-10.

Priority in all categories will be given to

- (i) Children in care, also looked after children (LAC) and children who were looked after but ceased to be so by reason of adoption, resident order or special guardianship order;
- (ii) children with a sibling* attending the school at the time of admission (the highest number of siblings will take priority).

A sibling is a brother, sister, step-brother, step-sister, adopted or foster child living in the same household. In a tie-break situation, the highest number of siblings at All Saints will determine priority.

In church criteria 1 and 2, priority in a tie-break will go first to:

- Parent(s)/guardian(s) attending church weekly
- Child attending church weekly
- Parent(s)/guardian(s) attending church monthly
- Child attending church monthly
- Grandparents attending church weekly (this category can only be used if parents do not attend)
- Irregular attenders, e.g. Easter and Christmas.

CHURCH CRITERIA (maximum 15 places) - see notes A & B

1. Baptised children of practising members of the CofE/RC Church with a sibling in the school;
2. Baptised children of practising members of the CofE/RC Church;
3. Children of practising members of Christian denominations whose Church is a member of Churches Together in England (list available on application) with a sibling in the school;
4. Children of practising members of Christian denominations whose Church is a member of Churches Together in England (list available on application);
5. Children whose parents are practising members of other faiths, who wish their children to participate in the ethos and practices of our school with a sibling in the school;
6. Children whose parents are practising members of other faiths, who wish their children to participate in the ethos and practices of our school.

CATCHMENT CRITERIA (minimum 15 places) - see note C

The remainder of available places will be allocated as follows:

7. Children living within the catchment area with a sibling in the school;
8. Children outside the catchment area with a sibling in the school;
9. Children living within the catchment area;
10. Children outside the catchment area.

If applying for admission for a child who has a sibling attending the school, you should be aware that for admission in criteria 1 to 6, current church/faith attendance is necessary.

In criteria 7, 8, 9 10, priority in a tie-break will go to children living nearest the school by the shortest straight line distance. **Please refer to the Glossary of Terms on page 136 for further information.**

Note A:

A confidential reference from the priest, minister or leader of the religious community to confirm frequency of attendance, will be required for consideration under church criteria 1-4. Where relevant, the child's baptism certificate should accompany the application.

Note B:

Practising membership under church criteria 1-4 will be determined by frequency of attendance by the person(s), confirmed by a letter from the priest/minister or leader, as defined in the tie-break, firstly weekly, secondly monthly and thirdly for major religious festivals, such as Easter and Christmas. For criteria 5 and 6, such practice must be in accordance with the usual discipline of that faith.

Note C:

The school may lawfully withdraw an offer of a place where a fraudulent or intentionally misleading claim of residency in the catchment area is made and effectively denies a place to a child with a stronger claim. Where a child lives with parents with shared responsibility, each for part of the week, the home address for admission purposes is where the child lives most from Monday to Friday.

	1 st	2 nd	3 rd
No. of Preferences received	3937	3033	129
No. of places allocated	3030		
Criterion allocated to	99		
No. of appeals heard	1		

Beaupre Community Primary School

☎ 01945 772439

Church Drove, Outwell, Wisbech, PE14 8RH

School Code	2082	Age Range	4 – 11
PAN for 2019	30	School Type	Community

Catchment Area: Outwell

Oversubscription Criteria: Please see page 61.

	1 st	2 nd	3 rd
No. of Preferences received	30 29	7 2	4 0
No. of places allocated	3029		
Criterion allocated to	66		
No. of appeals heard	0		

Benwick Primary School

☎ 01354 677266

High Street, Benwick, March PE15 0XA

School Code	2060	Age Range	4 – 11
PAN for 2019	20	School Type	Community

Catchment Area: Benwick Village and surrounding area including Floods Ferry south of Floods Drain, Parson Land Drove, New World Drove and Dykemoor Drove

Oversubscription Criteria: Please see page 61.

	1 st	2 nd	3 rd
No. of Preferences received	16 19	2 5	5 3
No. of places allocated	2219		
Criterion allocated to	66		
No. of appeals heard	0		

Burrowmoor Primary School

☎ 01354 652330

Burrowmoor Road, March PE15 9RP

School Code	2076	Age Range	2 – 11
PAN for 2019	60	School Type	Academy

Catchment Area: This school does not have a geographical catchment area.

Oversubscription Criteria:

Children who have a statement of special educational needs or an Education, Health and Care Plan (EHCP) that names Burrowmoor Primary School will be admitted. NB: Those children with a statement of special educational needs or EHCP that does not name the school will be referred to the LA SEN Team to determine an appropriate place.

Children who have a statement of special educational or an EHCP fall outside the ordinary admissions system and therefore do not feature within the oversubscription criteria

In the event of a year group being oversubscribed, and after the admission of pupils with a Statement of Special Educational Needs or an EHCP where the school is named, priority for admission will be given to those children who meet the criteria set out below, in order:-

- A: A 'looked after child' or child who was previously looked after but immediately after being looked after became subject to an adoption, child arrangements, or special guardianship order. A looked after child is a child who is (a) in the care of a local authority, or (b) being provided with accommodation by a local authority in the exercise of its social services functions (see definition in section 22(1) of the Children Act 1989).

- B: Children with a sibling attending the school at the time of application who is reasonably expected to still be attending the school at the proposed time of admission
- C: Other children by distance from the school with priority for admission being given to those who live nearest to the school as measured by a straight line.

In cases of equal merit in each set of criteria, priority will go to children living nearest the school as measured by a straight line. Please refer to the Glossary of Terms on page 136 for further information.

	1 st	2 nd	3 rd
No. of Preferences received	35 45	27 20	20 19
No. of places allocated	39 47		
Criterion allocated to	c6		
No. of appeals heard	0		

Cavalry Primary School

Cavalry Drive, March PE15 9EQ

☎ 01354 652814

School Code	2206	Age Range	4 – 11
PAN for 2019	60	School Type	Academy

Catchment Area: The area of March south of River Nene, east of B1101 including Coleseed Road, Rodhams Road, Bedlam Road and Hook Road but not including Hook.

Oversubscription Criteria:

When the Academy is oversubscribed, after the admission of Children with Statements of Special Educational Needs (SEN) / Education, Health and Care plan (EHCP) where the Academy is named, priority for admission will be given to those children who meet the criteria set out below:

- a. A 'looked after child' or a child who was previously looked after but immediately after being looked after became subject to an adoption, child arrangements, or special guardianship order. A looked after child is a child who is a) looked after by a local authority or b) being provided with accommodation by a local authority in their exercise of their social services functions, in accordance with section 22 (1) of the Children Act 1989. *Details of eligibility must be supplied by the allocated social worker or foster carer.*
- b) Children for whom it is essential to be admitted to the Academy because of special circumstances to do with significant medical or social needs, which relate to the child or an immediate member of the child's family. Applications must be supported by medical evidence from a GP or hospital consultant, social worker or similar professional.
 - i i *The supporting evidence should set out the particular reason why the Academy is the most suitable and the difficulties that would be caused if the child had to attend another school. This evidence must be sent to the Academy by the application closing date, for the applicant to be considered under this criterion.*
- c) Children who, on the date of admission, will have a sibling (i.e. a natural brother or sister, or a half brother or sister, or a legally adopted brother or sister or half-brother or sister, or step brother or sister) who will be living with them at the same address and on roll of the Academy. Children will be considered under this criterion if they have a sibling who attends the Academy and who will continue to be on roll when the child joins the Academy.
- d) Children of staff, where the member of staff has been employed by the Academy for 2 or more years at the time of application, or the member of staff was recruited to fill a vacant post for which there is a demonstrable skill shortage.
- ☐ e) Children living nearest the Academy within the catchment area of **March south of River Nene, east of B1101 including Coleseed Road, Rodhams Road, Bedlam Road and Hook Road but not including Hook.**
- ☐ f) Children living nearest the Academy outside of the catchment area.

In cases of equal merit in each set of criteria, priority will go to children living nearest the school as measured by a straight line. Please refer to the Glossary of Terms on page 136 for further information.

The criteria for 2018-19 entry were not the same as those above.

	1 st	2 nd	3rd
No. of Preferences received	66 66	30 24	23 27
No. of places allocated	6060		
Criterion allocated to	66		
No. of appeals heard	3		

Clarkson Infant School

☎ 01945 584867

Trafford Road, Wisbech, PE13 2ES

School Code	2091	Age Range	2 – 7
PAN for 2019	60	School Type	Community

Catchment Area: That area of Wisbech enclosed by but not including Clarkson Avenue in the south; Lynn Rd even numbers from 100 upwards to the Norfolk border in the west and north; and by the Norfolk border to and including Chapnall Rd and roads leading off; Stow Rd numbers 1-80; and roads north of Staithe Rd but not including Staithe Rd.

Oversubscription Criteria: Please see page 61.

	1 st	2 nd	3rd
No. of Preferences received	45 64	18 29	12 18
No. of places allocated	4760		
Criterion allocated to	66		
No. of appeals heard	5		

Coates Primary School

☎ 01733 840527

The Fold, Coates, Whittlesey, PE7 2BP

School Code	2065	Age Range	4 – 11
PAN for 2019	30	School Type	Community

Catchment Area: Coates and Eastrea villages and the surrounding area, east to Goosetree Estate, north of the 20' river, south to the river Nene, and west to 384 Eastrea Road, Whittlesey. Turves village and the surrounding area including Plantation Farm (Benwick) Angle Bridge, Cock Bank, Burnt House Drove, Quakers Drove, Beggars Bridge Farm and Duncombes Road (south of the 20' river)

Oversubscription Criteria: Please see page 61.

	1 st	2 nd	3rd
No. of Preferences received	30 28	2 5	5 2
No. of places allocated	3029		
Criterion allocated to	66		
No. of appeals heard	0		

Elm C of E Primary School

☎ 01945 860295

Main Road, Elm, Wisbech, PE14 0AG

School Code	3046	Age Range	4 – 11
PAN for 2019	30	School Type	Academy

Catchment Area: Elm village and surrounding area bounded by the county border in the east, the A47 Wisbech bypass in the north (excluding the New Bridge Lane Caravan site) to the rail crossing, the railway in the west, in the south of the Elm parish boundary including Begdale.

Oversubscription Criteria:

Children who have a Statement of Special Educational Need (SEN) / Education Health and Care Plan (EHCP) that names the school will be admitted. NB. Those children with a statement of SEN / EHCP that does not name the school will be referred to the Statutory Assessment Team (SAT) to determine an appropriate place.

1. Children in Care, also known as Looked After Children (LAC), and children who were previously looked after but ceased to be so by reason of adoption, a residence order (now known as a child arrangement order) or special guardianship order.
2. Children living in the catchment area with a sibling at the school at the time of admission;
3. Children living in the catchment area;
4. Children living outside the catchment area who have a sibling at the school at the time of admission;
5. Children living outside the catchment area who have applied and been unable to gain a place at their Cambridgeshire catchment area school because of oversubscription;
6. Children who live outside the catchment area, but nearest the school as measured by a straight line.

In cases of equal merit in each set of criteria, priority will go to children living nearest the school as measured by a straight line. Please refer to the Glossary of Terms on page 136 for further information.

	1 st	2 nd	3 rd
No. of Preferences received	28 29	12 12	7 4
No. of places allocated	2930		
Criterion allocated to	66		
No. of appeals heard	0		

Elm Road Primary School

Elm Road, Wisbech, PE13 2TB

☎ 01945 584591

School Code	2092	Age Range	4 – 11
PAN for 2019	30	School Type	Academy

Catchment Area: The area of Wisbech east of the River Nene bounded to the north by Freedom Bridge and Churchill Road, to the east by the western side of Churchill Road and Elm High Road to the Norfolk border and including Elm Low Road to the junction of Low Road, Elm the north end of Halfpenny Lane, Newbridge Lane, Redmoor Lane (west end), Broad Drove, Crooked Bank, Chalk Lane and Nettle Bank.

Oversubscription Criteria:

When the Academy is oversubscribed, after the admission of Children with Statements of Special Educational Needs (SEN) / Education, Health and Care plan (EHCP) where the Academy is named, priority for admission will be given to those children who meet the criteria set out below:

- a) A 'looked after child' or a child who was previously looked after but immediately after being looked after became subject to an adoption, child arrangements, or special guardianship order. A looked after child is a child who is a) looked after by a local authority or b) being provided with accommodation by a local authority in their exercise of their social services functions, in accordance with section 22 (1) of the Children Act 1989. *Details of eligibility must be supplied by the allocated social worker or foster carer.*
- b) Children for whom it is essential to be admitted to the Academy because of special circumstances do with significant medical or social needs, which relate to the child or an immediate member of the child's family. Applications must be supported by medical evidence from a GP or hospital consultant, social worker or similar professional.
 - i. *The supporting evidence should set out the particular reason why the Academy is the most suitable and the difficulties that would be caused if the child had to attend another School. This evidence must be sent to the Academy by the application closing date, for the applicant to be considered under this criterion.*
- c) Children who, on the date of application, have a sibling (i.e. a natural brother or sister, or a half brother or sister, or a legally adopted brother or sister or half-brother or sister, or step brother or sister) who is living with them at the same address and on roll of the Academy.

- d) Children of staff, where the member of staff has been employed by the Academy for 2 or more years at the time of application, or the member of staff was recruited to fill a vacant post for which there is a demonstrable skill shortage.
- e) Children living nearest the Academy within the catchment area of Wisbech east of the River Nene bounded to the north by Freedom Bridge and Churchill Road, to the east by the western side of Churchill Road and Elm High Road to the Norfolk border and including Elm Low Road to the junction of Low Road, Elm, the north end of Halfpenny Lane, Newbridge Lane, Redmoor Lane (west end), Broad Drove, Crooked Bank, Chalk Lane and Nettle Bank.
- f) Children living nearest the Academy outside of the catchment area.

Distance will be calculated using a straight line (as the crow flies) measurement from the reference point of the child's home address to the reference point of the Academy. **Please refer to the Glossary of Terms on page 136 for further information.**

	1 st	2 nd	3 rd
No. of Preferences received	47 58	32 28	12 15
No. of places allocated	3030		
Criterion allocated to	e3		
No. of appeals heard	5		

Friday Bridge Primary School

Maltmas Drove, Friday Bridge, Wisbech, PE14 0HW

☎ 01945 860220

School Code	2068	Age Range	4 – 11
PAN for 2019	17	School Type	Community

Catchment Area: Friday Bridge village, and surrounding area including; Chain Bridge north of Gravel House; Coldham; Stags Holt; Laddus Drove; Needham Bank Jew House Cottages (Belt Drove); Long Drove; Waldersea and Fridaybridge Road North to Back Road.

Oversubscription Criteria: Please see page 61.

	1 st	2 nd	3 rd
No. of Preferences received	13 9	6 11	3 4
No. of places allocated	1310		
Criterion allocated to	34		
No. of appeals heard	0		

Glebelands Primary School

Farriers Gate, Chatteris, PE16 6EZ

☎ 01354 695915

School Code	2448	Age Range	4 – 11
PAN for 2019	60	School Type	Academy

Catchment Area: The east side of Chatteris to include New Road and all distributor roads to its junction with High Street, east side of High Street south of New Road to the fork of Wood Street/Wenny Road, Wenny Road, Wenny Estate and Cricketers Way Estate.

Oversubscription Criteria:

Children who have a Statement of Special Educational Need (SEN) / Education Health and Care Plan (EHCP) that names the school will be admitted. NB. Those children with a statement of SEN / EHCP that does not name the school will be referred to the Statutory Assessment Team (SAT) to determine an appropriate place.

1. Children in Care, also known as Looked After Children (LAC), and children who were previously looked after but ceased to be so by reason of adoption, a residence order (now known as a child arrangement order) or special guardianship order.
2. Children living in the catchment area with a sibling at the school at the time of admission;
3. Children living in the catchment area;

4. Children living outside the catchment area who have a sibling at the school at the time of admission;
5. Children living outside the catchment area who have applied and been unable to gain a place at their Cambridgeshire catchment area school because of oversubscription;
6. Children who live outside the catchment area, but nearest the school as measured by a straight line.

In cases of equal merit in each set of criteria, priority will go to children living nearest the school as measured by a straight line. Please refer to the Glossary of Terms on page 136 for further information.

	1 st	2 nd	3 rd
No. of Preferences received	46 49	39 29	3 6
No. of places allocated	5253		
Criterion allocated to	66		
No. of appeals heard	4		

Gorefield Primary School

69 High Road, Gorefield, Wisbech, PE13 4NB

☎ 01945 870321

School Code	20679	Age Range	4 – 11
PAN for 2019	17	School Type	Academy

Catchment Area: Gorefield village and surrounding area north to North Level Main Drain and Fitton End; west to include Harold Bridge and as far but not including Seeley's Lane; south to but not including Leverington Common; east to but not including Mays Lane.

Oversubscription Criteria:

Children who have a Statement of Special Educational Need (SEN) / Education Health and Care Plan (EHCP) that names the school will be admitted. NB. Those children with a statement of SEN / EHCP that does not name the school will be referred to the Statutory Assessment Team (SAT) to determine an appropriate place.

1. Children in Care, also known as Looked After Children (LAC), and children who were previously looked after but ceased to be so by reason of adoption, a residence order (now known as a child arrangement order) or special guardianship order.
2. Children living in the catchment area with a sibling at the school at the time of admission;
3. Children living in the catchment area;
4. Children living outside the catchment area who have a sibling at the school at the time of admission;
5. Children living outside the catchment area who have applied and been unable to gain a place at their Cambridgeshire catchment area school because of oversubscription;
6. Children who live outside the catchment area, but nearest the school as measured by a straight line.

In cases of equal merit in each set of criteria, priority will go to children living nearest the school as measured by a straight line. Please refer to the Glossary of Terms on page 136 for further information.

	1 st	2 nd	3 rd
No. of Preferences received	17 18	6 15	6 6
No. of places allocated	1714		
6Criterion allocated to	64		
No. of appeals heard	4		

Guyhirn C of E Primary School

High Road, Guyhirn, Wisbech, PE13 4ED

☎ 01945 450247

School Code	3056	Age Range	4 – 11
PAN for 2019	12	School Type	Academy

Catchment Area: Guyhirn village and the surrounding area including Thorney Toll, Turf Fen Caravan Site, Bishops Lands Drove, Gull Drove, Plash Drove, Folly's Drove, Tholomas Drove, Mouth (Mouse) Land, North Brink to Cold Harbour Corner, Rings End, Black Drove and Nene Way up to but not including Cold Harbour Corner.

Oversubscription Criteria:

Children who have a Statement of Special Educational Need (SEN) / Education Health and Care Plan (EHCP) that names the school will be admitted. NB. Those children with a statement of SEN / EHCP that does not name the school will be referred to the Statutory Assessment Team (SAT) to determine an appropriate place.

1. Children in Care, also known as Looked After Children (LAC), and children who were previously looked after but ceased to be so by reason of adoption, a residence order (now known as a child arrangement order) or special guardianship order.;
2. Children living in the catchment area with a sibling at the school at the time of admission;
3. Children living in the catchment area;
4. Children living outside the catchment area who have a sibling at the school at the time of admission;
5. Children living outside the catchment area who have applied and been unable to gain a place at their Cambridgeshire catchment area school because of oversubscription;
6. Children who live outside the catchment area, but nearest the school as measured by a straight line.

In cases of equal merit in each set of criteria, priority will go to children living nearest the school as measured by a straight line. Please refer to the Glossary of Terms on page 136 for further information.

Guyhirn C of E Primary School

	1 st	2 nd	3 rd
No. of Preferences received	640	24	14
No. of places allocated	740		
Criterion allocated to	66		
No. of appeals heard	0		

Kinderley Primary School

Church Lane, Tydd St Giles, Wisbech, PE13 5LG

☎ 01945 870374

School Code	2331	Age Range	2 – 11
PAN for 2019	13	School Type	Community

Catchment Area: Tydd St Giles village and the surrounding area bounded by the Lincolnshire border to the west and north and by the North Level Main Drain to the south and east. Newton village and the surrounding area bounded in the west by Block Drove; in the north by the North Level Main Drain to the Lincolnshire and Norfolk borders; and in the south by, and including Ferry Lane, Sutton Road, to and including Littler Ramper and thereafter south to, but not including, Fitton End. The catchment area also includes Foul Anchor, Four Gotes and Fenland area of Tydd Gote.

Oversubscription Criteria: Please see page 61.

	1 st	2 nd	3 rd
No. of Preferences received	68	34	13
No. of places allocated	79		
Criterion allocated to	34		
No. of appeals heard	0		

Kingsfield Primary School

Burnsfield Street, Chatteris, PE16 6ET

☎ 01354 692323

School Code	2026	Age Range	2 – 11
PAN for 2019	60	School Type	Academy

Catchment Area: This school does not have a geographical catchment area.

Oversubscription Criteria:

Children who have a statement of special educational needs or an Education, Health and Care Plan (EHCP) that names Kingsfield Primary School will be admitted. NB: Those children with a statement of special educational needs or EHCP that does not name the school will be referred to the LA SEN Team to determine an appropriate place.

Children who have a statement of special educational or an EHCP fall outside the ordinary admissions system and therefore do not feature within the oversubscription criteria.

In the event of a year group being oversubscribed, and after the admission of pupils with a Statement of Special Educational Needs or an EHCP where the school is named, priority for admission will be given to those children who meet the criteria set out below, in order:-

- A: A 'looked after child' or child who was previously looked after but immediately after being looked after became subject to an adoption, child arrangements, or special guardianship order. A looked after child is a child who is (a) in the care of a local authority, or (b) being provided with accommodation by a local authority in the exercise of its social services functions (see definition in section 22(1) of the Children Act 1989).
- B: Children with a sibling attending the school at the time of application who is reasonably expected to still be attending the school at the proposed time of admission
- C: Other children by distance from the school with priority for admission being given to those who live nearest to the school as measured by a straight line.

In cases of equal merit in each set of criteria, priority will go to children living nearest the school as measured by a straight line. Please refer to the Glossary of Terms on page 136 for further information.

	1 st	2 nd	3 rd
No. of Preferences received	5665	189	40
No. of places allocated	5664*		
Criterion allocated to	c3		
No. of appeals heard	2		

Leverington Primary Academy

104 Church Road, Leverington, Wisbech, PE13 5DE

☎ 01945 584915

School Code	2072	Age Range	4 – 11
PAN for 2019	30	School Type	Academy

Catchment Area: Leverington village and the surrounding area bounded by a line following but excluding Little Dowgate from Dowgate Road to Sutton Road, north along but excluding Sutton Road to Parson Drove Lane, east to the River Nene, north to the south side of Ferry Lane, west along, but excluding Ferry Lane, west to exclude Little Ramper, south along and to include Roman Bank to its junction with Fitton End, west to exclude Fitton End Road, south to exclude Park Lane, south to include May's Lane, west to include Leverington Common as far as Barretts Bridge, south east to exclude Panswell Lane but to include Gadds Lane, north east to Dowgate Road at the junction with Little Dowgate.

Oversubscription Criteria:

Children who have a Statement of Special Educational Need (SEN) / Education Health and Care Plan (EHCP) that names the school will be admitted. NB. Those children with a statement of SEN / EHCP that does not name the school will be referred to the Statutory Assessment Team (SAT) to determine an appropriate place.

- Children in Care, also known as Looked After Children (LAC), and children who were previously looked after but ceased to be so by reason of adoption, a residence order (now known as a child arrangement order) or special guardianship order.
- Children living in the catchment area with a sibling at the school at the time of admission.
- Children living in the catchment area.
- Children living outside the catchment area who have a sibling at the school at the time of admission.
- Children living outside the catchment area who have applied and been unable to gain a place at their Cambridgeshire catchment area school because of oversubscription;
- Children who live outside the catchment area, but nearest the school as measured by a straight line.

In cases of equal merit in each set of criteria, priority will go to children living nearest the school as measured by a straight line. Please refer to the Glossary of Terms on page 136 for further information.

	1 st	2 nd	3 rd
No. of Preferences received	30 30	18 20	9 4
No. of places allocated	3030		
Criterion allocated to	66		
No. of appeals heard	2		

Lionel Walden Primary School

☎ 01354 740405

High Street, Doddington, March, PE15 0TF

School Code	2066	Age Range	4 – 11
PAN for 2019	30	School Type	Community

Catchment Area: Doddington village and the surrounding area including Carters Bridge, Primrose Hill, Benwick Road, School Lane, Brickmakers Arms Lane and bounded on the south by the 40' Bank on the east by the 16' Bank.

Oversubscription Criteria: Please see page 61.

	1 st	2 nd	3 rd
No. of Preferences received	38 31	16 16	7 10
No. of places allocated	3030		
Criterion allocated to	66		
No. of appeals heard	0		

Manea Community Primary School

☎ 01354 680293

Station Road, Manea, March, PE15 0HA

School Code	2075	Age Range	4 – 11
PAN for 2019	30	School Type	Community

Catchment Area: Manea village and the surrounding area east of the 16' Bank and north of the 40' Bank to the Manea Fifties in the north and the Fenland District boundary in the east

Oversubscription Criteria: Please see page 61.

* Additional places were offered to meet local need.

	1 st	2 nd	3 rd
No. of Preferences received	36 26	4 4	5 0
No. of places allocated	3627		
Criterion allocated to	66		
No. of appeals heard	0		

Murrow Primary School

☎ 01945 700357

Murrow Bank, Murrow, Wisbech, PE13 4HD

School Code	2053	Age Range	4 – 11
PAN for 2019	15	School Type	Academy

Catchment Area: Murrow village and the surrounding area; bounded in the East by Seadyke Road but including Murrow Lane to the junction with Tholomas Drove; in the south by and including Cants Drove; in the west by but not including Bishops Land Drove and Long Drove (Parsons Drove Fen); in the north by the Parsons Drove village boundary excluding Silver Lane north of the Pigeons crossroads.

Oversubscription Criteria: Children who have a Statement of Special Educational Need (SEN) / Education Health and Care Plan (EHCP) that names the school will be admitted. NB. Those children with a statement of SEN / EHCP that does not name the school will be referred to the Statutory Assessment Team (SAT) to determine an appropriate place.

1. Children in Care, also known as Looked After Children (LAC), and children who were previously looked after but ceased to be so by reason of adoption, a residence order (now known as a child arrangement order) or special guardianship order.
2. Children living in the catchment area with a sibling at the school at the time of admission.
3. Children living in the catchment area.
4. Children living outside the catchment area who have a sibling at the school at the time of admission.
5. Children living outside the catchment area who have applied and been unable to gain a place at their Cambridgeshire catchment area school because of oversubscription.
6. Children who live outside the catchment area, but nearest the school as measured by a straight line.

In cases of equal merit in each set of criteria, priority will go to children living nearest the school as measured by a straight line. Please refer to the Glossary of Terms on page 136 for further information.

	1 st	2 nd	3 rd
No. of Preferences received	15 15	10 10	6 3
No. of places allocated	1515		
Criterion allocated to	66		
No. of appeals heard	0		

Nene Infant and Nursery School

☎ 01945 583907

Norwich Road, Wisbech, PE13 2AP

School Code	2022	Age Range	4 – 7
PAN for 2019	90	School Type	Academy

Catchment Area: That area of Wisbech enclosed in the west by the east side of Churchill Road and Elm High Road; in the south and east by the Norfolk border, and in the north Lynn Road even numbers to 96, to the junction of Clarkson Avenue; Clarkson Avenue, Staithe Road and Stow Road numbers 81 and upwards.

Oversubscription Criteria:

When the Academy is oversubscribed, after the admission of Children with Statements of Special Educational Needs (SEN) / Education, Health and Care plan (EHCP) where the Academy is named, priority for admission will be given to those children who meet the criteria set out below:

- A 'looked after child' or a child who was previously looked after but immediately after being looked after became subject to an adoption, child arrangements, or special guardianship order. A looked after child is a child who is a) looked after by a local authority or b) being provided with accommodation by a local authority in their exercise of their social services functions, in accordance with section 22 (1) of the Children Act 1989. *Details of eligibility must be supplied by the allocated social worker or foster carer.*
- Children for whom it is essential to be admitted to the Academy because of special circumstances to do with significant medical or social needs, which relate to the child or an immediate member of the child's family. Applications must be supported by medical evidence from a GP or hospital consultant, social worker or similar professional.
 - The supporting evidence should set out the particular reason why the Academy is the most suitable and the difficulties that would be caused if the child had to attend another School. This evidence must be sent to the Academy by the application closing date, for the applicant to be considered under this criterion.*
- Children who, on the date of application, have a sibling (i.e. a natural brother or sister, or a half brother or sister, or a legally adopted brother or sister or half-brother or sister, or step brother or sister) who will be living with them at the same address and on roll of the Academy or Ramnoth Junior School (**RJS**).
- Children of staff, where the member of staff has been employed by the Nene Infant & Nursery School and Ramnoth Junior School Federation for 2 or more years at the time of application, or the member of staff was recruited to fill a vacant post for which there is a demonstrable skill shortage.
- Children living nearest the Academy within the catchment area of Wisbech **enclosed in the west by the east side of Churchill Road and Elm High Road; in the south and east by the Norfolk**

Formatted: Font: Bold

border; and in the north even numbers to 96 Lynn Road, to the junction of Clarkson Avenue, Clarkson Avenue, Staithe Road and Stow Road numbers 81 and upwards.

- f) Children living nearest to the Academy outside of the catchment area.

In cases of equal merit in each set of criteria, applicants will be considered under the tie-break process - see school admissions policy 18/19 on their website for further details. Please refer to the Glossary of Terms on page 136 for further information.

	1 st	2 nd	3 rd
No. of Preferences received	71 51	32 33	13 17
No. of places allocated	8060		
Criterion allocated to	f6		
No. of appeals heard	0		

New Road Primary School

New Road, Whittlesey, PE7 1SZ

☎ 01733 204422

School Code	2088	Age Range	4 – 11
PAN for 2019	30	School Type	Academy

Catchment Area: Flag Fen, Whittlesey town and the area of the parish as far east as and including 311 Eastrea Road and Lattersley Hill Farm.

Oversubscription Criteria:

All children whose statement of special educational needs (SEN) or Educational Health Care Plans (EHCP) which names the school, must be admitted. Those children with a statement of special educational needs or EHCP that does not name the school will be referred to Student Assessment to determine an appropriate place.

- Children in Care, also known as Looked After Children (LAC), and children who were looked after but ceased to be so by reason of adoption, a Care Arrangements Order (resident order) or special guardianship order;
- Children who have a sibling at the school at the time of admission.
- Children who live in Flag Fen; Children living in the school's catchment area.
- Children living outside the catchment area.

In cases of equal merit in each set of criteria, priority will go to children living nearest the school as measured by a straight line. Please refer to the Glossary of Terms on page 136 for further information.

These criteria are not the same as for 2018-19 entry.

	1 st	2 nd	3 rd
No. of Preferences received	14 21	13 18	15 21
No. of places allocated	1421		
Criterion allocated to	66		
No. of appeals heard	0		

Orchards C of E Primary School

Cherry Road, Wisbech, PE13 3NP

☎ 01945 583799

School Code	3885	Age Range	2 – 11
PAN for 2019	90	School Type	Academy

Catchment Area: The area of Wisbech enclosed by River Nene in the west; Lynn Road odd numbers to county boundary in the south and east; and the Norfolk boundary in the north.

Oversubscription Criteria:

Children who have a Statement of Special Educational Need (SEN) / Education Health and Care Plan (EHCP) that names the school will be admitted. NB. Those children with a statement of SEN / EHCP that does not name the school will be referred to the Statutory Assessment Team (SAT) to determine an appropriate place.

1. Children in Care, also known as Looked After Children (LAC), and children who were previously looked after but ceased to be so by reason of adoption, a residence order (now known as a child arrangement order) or special guardianship order.
2. Children living in the catchment area with a sibling at the school at the time of admission;
3. Children living in the catchment area;
4. Children living outside the catchment area who have a sibling at the school at the time of admission;
5. Children living outside the catchment area who have applied and been unable to gain a place at their Cambridgeshire catchment area school because of oversubscription;
6. Children who live outside the catchment area, but nearest the school as measured by a straight line.

In cases of equal merit in each set of criteria, priority will go to children living nearest the school as measured by a straight line. Please refer to the Glossary of Terms on page 136 for further information.

	1 st	2 nd	3 rd
No. of Preferences received	42 31	12 4	8 11
No. of places allocated	4439		
Criterion allocated to	66		
No. of appeals heard	0		

The Park Lane Primary and Nursery School

☎ 01733 203433

Park Lane, Whittlesey, PE7 1JB

School Code	5201	Age Range	3 – 11
PAN for 2019	60	School Type	Academy

Catchment Area: Kings Dyke as far west as Horsey Toll, Pondersbridge as far south and including Oilmills Road, Whittlesey town and the area of the parish as far east and including 311 Eastrea Road and Lattersley Hill Farm..

Oversubscription Criteria:

All children whose statement of special educational needs (SEN) or Educational Health Care Plans (EHC) which names the school, must be admitted. Those children with a statement of special educational needs that does not name the school will be referred to Student Assessment to determine an appropriate place.

1. Children in Care, also Looked After Children (LAC), and children who were looked after but ceased to be so by reason of adoption, a Care Arrangement Order (resident order) or special guardianship order;
- 1-2 Children who have a sibling at the school at the time of admission
- 2-3 Children living in Kings Dyke and Pondersbridge.
- 3-4 Children living in the school's catchment area.
- 4-5 Children living outside the catchment area of the school

In cases of equal merit in each set of criteria, priority will go to children living nearest the school as measured by a straight line. Please refer to the Glossary of Terms on page 136 for further information.

These criteria are not the same as for 2018-19 entry.

Formatted: Font: 10 pt

	1 st	2 nd	3 rd
No. of Preferences received	57 61	28 31	14 13
No. of places allocated	5660		
Criterion allocated to	55		
No. of appeals heard	1		

Peckover Primary School

☎ 01945 584741

Leverington Road, Wisbech, PE13 1PJ

School Code	2094	Age Range	4 – 11
PAN for 2019	60	School Type	Academy

Catchment Area: The area of Wisbech enclosed by River Nene in the east; by Mile Tree Lane in the south;

by Barton Road, Gadds Lane and Leverington Road in the west (but not including either Barton Road from Panswell Lane to Gadds Lane or Gadds Lane north of the old Borough boundary of Leverington Common west of the Rising Sun, or Dowgate Road from east of the Rising Sun to the junction of Little Dowgate), Dowgate Road up to and including Little Dowgate, and Sutton Road up to and south of a line drawn from the junction of Parson Drove Lane to River Nene in the north.

Oversubscription Criteria:

Children who have a Statement of Special Educational Need (SEN) / Education Health and Care Plan (EHCP) that names the school will be admitted. NB. Those children with a statement of SEN / EHCP that does not name the school will be referred to the Statutory Assessment Team (SAT) to determine an appropriate place.

1. Children in Care, also known as Looked After Children (LAC), and children who were looked after but ceased to be so by reason of adoption, a child arrangement order (resident order) or special guardianship order;
2. Children living in the catchment area with a sibling at the school at the time of admission.
3. Children of staff where that member of staff has been employed at the school for two or more years at the time at which the application for admission to the school is made, and/or the member of staff is recruited to fill a vacant post for which there is a demonstrable skill shortage in the area.
4. Children living in the catchment area;
5. Children living outside the catchment area who have a sibling at the school at the time of admission.
6. Others.

In cases of equal merit in each set of criteria, priority will go to children living nearest the school as measured by a straight line. Please refer to the Glossary of Terms on page 136 for further information.

	1 st	2 nd	3 rd
No. of Preferences received	37 33	20 17	13 11
No. of places allocated	4050		
Criterion allocated to	66		
No. of appeals heard	0		

Ramnoth Junior School

Ramnoth Road, Wisbech, PE13 2JB

☎ 01945 583690

School Code	2020	Age Range	7 – 11
PAN for 2019	90 64	School Type	Academy

Catchment Area: The area of Wisbech enclosed in the west by the east side of Churchill Road and Elm High Road; in the south and east by the Norfolk border; and in the north even numbers up to 96 Lynn Road to the junction of Clarkson Avenue, Staithe Road and Stow Road numbers 81 upwards.

Oversubscription Criteria:

When the Academy is oversubscribed, after the admission of Children with Statements of Special Educational Needs (SEN) / Education, Health and Care plan (EHCP) where the Academy is named, priority for admission will be given to those children who meet the criteria set out below:

- a) A 'looked after child' or a child who was previously looked after but immediately after being looked after became subject to an adoption, child arrangements, or special guardianship order. A looked after child is a child who is a) looked after by a local authority or b) being provided with accommodation by a local authority in their exercise of their social services functions, in accordance with section 22 (1) of the Children Act 1989. *Details of eligibility must be supplied by the allocated social worker or foster carer.*
- b) Children who attend Nene Infant and Nursery School.
- c) Children for whom it is essential to be admitted to the Academy because of special circumstances to do with significant medical or social needs, which relate to the child or an immediate member of the child's family. Applications must be supported by medical evidence from a GP or hospital consultant, social worker or similar professional.
 - i. *The supporting evidence should set out the particular reason why the Academy is the most suitable and the difficulties that would be caused if the child had to attend another school. This evidence must be sent to the Academy by the application closing date, for the applicant to be considered under this criterion.*

- d) Children who, on the date of application, have a sibling (i.e. a natural brother or sister, or a half brother or sister, or a legally adopted brother or sister or half-brother or sister, or step brother or sister) who will be living with them at the same address and on roll of the Academy or Nene Infant & Nursery School (NINS).
- e) Children of staff, where the member of staff has been employed by the Nene Infant & Nursery School and Ramneth Junior School Federation for 2 or more years at the time of application, or the member of staff was recruited to fill a vacant post for which there is a demonstrable skill shortage.
- f) Children living nearest the Academy within the catchment area of **Wisbech enclosed in the west by the east side of Churchill Road and Elm High Road; in the south and east by the Norfolk border; and in the north even numbers to 96 Lynn Road, to the junction of Clarkson Avenue, Clarkson Avenue, Staithe Road and Stow Road numbers 81 and upwards.**
- g) Children living nearest to the Academy outside of the catchment area.

In cases of equal merit in each set of criteria, applicants will be considered under the tie-break process - see school admissions policy 18/19 on their website for further details. Please refer to the Glossary of Terms on page 136 for further information.

	1 st	2 nd	3 rd
No. of Preferences received	7159	09	00
No. of places allocated	7159		
Criterion allocated to	g10		
No. of appeals heard			

St Peter's C of E Junior School

☎ 01945 583570

Trafford Road, Wisbech, PE13 2ES

School Code	2032	Age Range	7 – 11
PAN for 2019	70	School Type	Academy

Catchment Area: The area of Wisbech enclosed by but not including Clarkson Avenue in the south: Lynn Road, even numbers 100 and above to the Norfolk border in the west and north; and by the Norfolk border to and including Chapnall Road and roads leading off: Stow Road numbers 1–80; and the roads north of Staithe Road but not including Staithe Road and by agreement the school also serves the north side of East Walsoken.

Oversubscription Criteria:

Children who have a Statement of Special Educational Need (SEN) / Education Health and Care Plan (EHCP) that names the school will be admitted. NB. Those children with a statement of SEN / EHCP that does not name the school will be referred to the Statutory Assessment Team (SAT) to determine an appropriate place.

1. Children in Care, also known as Looked After Children (LAC), and children who were previously looked after but ceased to be so by reason of adoption, a residence order (now known as a child arrangement order) or special guardianship order.
2. Children of regular worshippers of the Church of England who live in the catchment area **The Governors would need a letter of confirmation from the incumbent that the applicant is a regular worshipper.**
3. Children living in the catchment area with a sibling at the school (or a partner infant school) at the time of admission;
4. Children living in the catchment area;
5. Children living outside the catchment area who have a sibling at the school (or a partner infant school) at the time of admission;
6. Children living outside the catchment area who have applied and been unable to gain a place at their
7. Cambridgeshire catchment area school because of oversubscription.
8. Children living outside the catchment area, but nearest the school according to the shortest straight line distance.

In cases of equal merit priority will go to children living nearest the school by shortest straight line distance. Please refer to the Glossary of Terms on page 136 for further information.

	1 st	2 nd	3 rd
--	-----------------	-----------------	-----------------

No. of Preferences received	58 64	1 2	0 0
No. of places allocated	5263		
Criterion allocated to	87		
No. of appeals heard	4		

Thomas Eaton Primary School

☎ 01354 740392

Church Street, Wimblington, March, PE15 0QS

School Code	2050	Age Range	4 – 11
PAN for 2019	30	School Type	Academy

Catchment Area: Wimblington village and the surrounding area including Stonea, Hook, Latches Fen, Common Drove, Block Fen Drove, March Road, Blue Lane and Doddington Road

Oversubscription Criteria:

Children who have a Statement of Special Educational Need (SEN) / Education Health and Care Plan (EHCP) that names the school will be admitted. NB. Those children with a statement of SEN / EHCP that does not name the school will be referred to the Statutory Assessment Team (SAT) to determine an appropriate place.

1. Children in Care, also known as Looked After Children (LAC), and children who were previously looked after but ceased to be so by reason of adoption, a residence order (now known as a child arrangement order) or special guardianship order.
2. Children living in the catchment area with a sibling at the school at the time of admission;
3. Children living in the catchment area;
4. Children living outside the catchment area who have a sibling at the school at the time of admission;
5. Children living outside the catchment area who have applied and been unable to gain a place at their Cambridgeshire catchment area school because of oversubscription;
6. Children who live outside the catchment area, but nearest the school as measured by a straight line.

In cases of equal merit in each set of criteria, priority will go to children living nearest the school as measured by a straight line. Please refer to the Glossary of Terms on page 136 for further information.

	1 st	2 nd	3 rd
No. of Preferences received	11 17	17 6	1 4
No. of places allocated	1317		
Criterion allocated to	66		
No. of appeals heard	0		

Townley Primary School

☎ 01354 638229

Crown Road, Christchurch, Wisbech, PE14 9NA

School Code	2064	Age Range	2 – 11
PAN for 2019	15	School Type	Community

Catchment Area: Christchurch village and the surrounding area north to Euximoor Fen and Pophams Eau; south to Upwell Fen, including Well Fen Farm, Exmoor Grange and the 16 Foot Bank south to Bedlam Bridge and east to the Fenland District boundary.

Oversubscription Criteria: Please see page 61.

	1 st	2 nd	3 rd
No. of Preferences received	14 7	0 2	1 0
No. of places allocated	157		
Criterion allocated to	64		
No. of appeals heard	0		

Westwood Community Primary School

☎ 01354 653033

Maple Grove, March, PE15 8JT

School Code	2079	Age Range	4-11
PAN for 2019	120	School Type	Community

Catchment Area: River Nene along the railway line to Creek Road, south of Creek Road to its junction with St John's Road, the south of side of St John's Road, west side of Station Road, the south side of County Road, the west side of Robin Goodfellow's Lane, the west side of Lime Grove, to the north side of Norwood Road from the rail crossing to the west side of Elm Road to the Twenty Food Road (not including Chain Bridge north from Gravel House); south along the Twenty Food Road to Hobbs Lot including Graysmoor Cottages and on the West Fen from Infields Farm, Australia Farm in Whitemoor to the west.

Oversubscription Criteria: Please see page 61.

	1st	2nd	3rd
No. of Preferences received	113 93	33 39	17 13
No. of places allocated	120 104		
Criterion allocated to	66		
No. of appeals heard	0		

Wisbech St Mary C of E Academy

Church Road, Wisbech St Mary, Wisbech, PE13 4RJ

☎ 01945 410312

School Code	2040	Age Range	4 – 11
PAN for 2019	30	School Type	Academy

Catchment Area: Wisbech St Mary village and the surrounding area bounded in the north by but not including Mile Tree Lane, Barton Road to the junction with Gadds Lane and Panswell Lane to Barrets Bridge, including Bartons Farm. From Barrets Bridge along White Engine Drain including Highside Road, Seadyke Bank to the junction with Murrow Lane. In the south, bounded by, but not including Mouse (Mouth) Lane, but including the northern end of Gaul Drove and Bunkers Hill. In the east by the River Nene from Cold Harbour Lane to Mile Tree Lane.

Oversubscription Criteria:

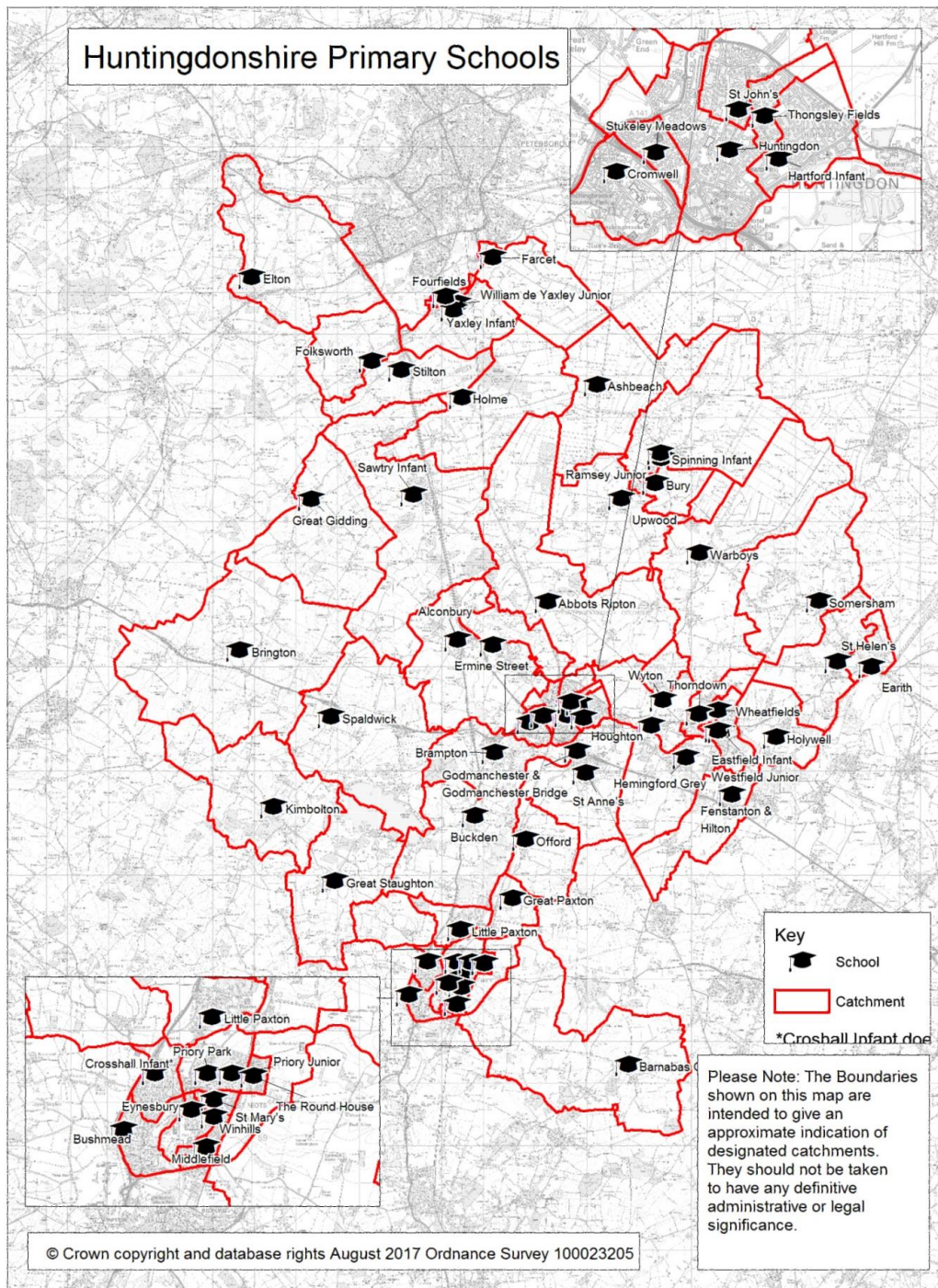
Children who have a Statement of Special Educational Need (SEN) / Education Health and Care Plan (EHCP) that names the school will be admitted. NB. Those children with a statement of SEN / EHCP that does not name the school will be referred to the Statutory Assessment Team (SAT) to determine an appropriate place.

1. Children in Care, also known as Looked After Children (LAC), and children who were previously looked after but ceased to be so by reason of adoption, a residence order (now known as a child arrangement order) or special guardianship order.
2. Children living in the catchment area¹ with a sibling at the school² at the time of admission; **for definitions of measurement please see the glossary of terms in the County Admissions booklet.**
3. Children living in the catchment area;
4. Children living outside the catchment area who have a sibling at the school at the time of admission.
5. Children living outside the catchment area, but nearest the school according to the shortest straight line distance.

In cases of equal merit priority will go to children living nearest the school by shortest straight line distance. Please refer to the Glossary of Terms on page 136 for further information.

1. The home address is defined as the address of the adult with parental responsibility with whom the child normally lives and which applies at the time of application.
2. A sibling is defined as another child of compulsory school age living in the same family home.

	1 st	2 nd	3 rd
No. of Preferences received	24 22	2 5	2 10
No. of places allocated	2422		
Criterion allocated to	54		
No. of appeals heard	0		



Oversubscription Criteria for Community and Voluntary Controlled schools

Oversubscription Criteria:

Children who have a Statement of Special Educational Need (SEN) / Education Health and Care Plan (EHCP) that names the school will be admitted. NB. Those children with a statement of SEN / EHCP that does not name the school will be referred to the Statutory Assessment Team (SAT) to determine an appropriate place.

1. Children in Care, also known as Looked After Children (LAC), and children who were previously looked after but ceased to be so by reason of adoption, a residence order (now known as a child arrangement order) or special guardianship order.
2. Children living in the catchment area with a sibling at the school at the time of admission;
3. Children living in the catchment area
4. Children living outside the catchment area who have a sibling at the school at the time of admission;
5. Children living outside the catchment area who have applied and been unable to gain a place at their Cambridgeshire catchment area school because of oversubscription.
6. Children who live outside the catchment area, but nearest the school as measured by a straight line.

In cases of equal merit in each set of criteria, priority will go to children living nearest the school as measured by a straight line. Please refer to the Glossary of Terms on page 136 for further information.

Abbots Ripton C of E Primary School

☎ 01487 773318

Wennington Road, Abbots Ripton, Huntingdon, PE28 2LT

School Code	3373	Age Range	4 – 11
PAN for 2019	17	School Type	Voluntary Aided

Catchment Area: Wennington, Kings Ripton, Broughton, Abbots Ripton, Wood Walton

Oversubscription Criteria:

Children who have a Statement of Special Educational Need (SEN) / Education Health and Care Plan (EHCP) that names the school will be admitted. NB. Those children with a statement of SEN / EHCP that does not name the school will be referred to the Statutory Assessment Team (SAT) to determine an appropriate place.

1. Children in Care, also known as Looked After Children (LAC), and children who were previously looked after but ceased to be so by reason of adoption, a residence order (now known as a child arrangement order) or special guardianship order.
2. Children living in the school's catchment area with a sibling (children living in the same home) at the school at the time of admission.
3. Children living in the catchment area who are applying on religious grounds (and whose application is supported by a letter from the leader of the religious community attended by the family.) Applications are welcomed from parents/guardians of children who are members of all churches affiliated to Churches Together in Britain and Ireland. The parents/guardians must be members of the church who practice in accordance with its normal discipline and normally at least monthly.
4. Children living in the catchment area.
5. Children living outside the catchment area with a sibling (children living in the same home) at the school at the time of admission.
6. Children living outside the catchment area who are applying on religious grounds (and whose application is supported by a letter from the leader of the religious community attended by the family.) Applications are welcomed from parents/guardians of children who are members of all churches affiliated to Churches Together in Britain and Ireland. The parents/guardians must be members of the church who practice in accordance with its normal discipline and normally at least monthly.
7. Children living outside the catchment area.

In cases of equal merit priority will go first to looked after children and then to children living nearest the school by shortest straight line distance. Please refer to the Glossary of Terms on page 136 for further information.

	1 st	2 nd	3 rd
--	-----------------	-----------------	-----------------

No. of Preferences received	18 16	10 19	8 8
No. of places allocated	17 17		
7 Criterion allocated to	7 7		
No. of appeals heard	0		

Alconbury C of E Primary School

☎ 01480 890341

School Lane, Alconbury, Huntingdon, PE28 4EQ

School Code	3061	Age Range	4 – 11
PAN for 2019	30	School Type	Voluntary Controlled

Catchment Area: Alconbury and Alconbury Weston. The villages of Great and Little Stukeley.**Oversubscription Criteria:** Please see page 81.

	1 st	2 nd	3 rd
No. of Preferences received	<u>22</u> 25	<u>13</u> 24	<u>7</u> 40
No. of places allocated	23 27		
Criterion allocated to	66		
No. of appeals heard	0		

Ashbeach Primary School

☎ 01733 844262

Ashbeach Drove, Ramsey St Mary's, Huntingdon, PE26 2TG

School Code	2217	Age Range	4 – 11
PAN for 2019	20	School Type	Community

Catchment Area: Ramsey Heights, the area south of the bridge at the junction of the B1095 and B1040 in Pondersbridge, Ramsey Mereside, the parish of Ramsey St Mary's and the B660, Holme Road, east of the Holme parish boundary.**Oversubscription Criteria:** Please see page 81.

	1 st	2 nd	3 rd
No. of Preferences received	<u>21</u> 13	<u>5</u> 4	<u>1</u> 5
No. of places allocated	20 13		
Criterion allocated to	6 3		
No. of appeals heard	0		

Barnabas Oley C of E Primary School

☎ 01767 677294

Little Lane, Middle Street, Great Gransden, Sandy, SG19 3AE

School Code	3067	Age Range	4 – 11
PAN for 2019	21	School Type	Voluntary Controlled

Catchment Area: Abbotsley, Great Gransden, Little Gransden and Waresley**Oversubscription Criteria:** Please see page 81.

Please see details of a new school in St Neots on page 109.

	1 st	2 nd	3 rd
No. of Preferences received	<u>16</u> 15	<u>4</u> 8	<u>3</u> 4
No. of places allocated	16 15		
Criterion allocated to	64		
No. of appeals heard	0		

Brampton Village Primary School

☎ 01480 375063

The Green, Brampton, Huntingdon, PE28 4RF

School Code	3942	Age Range	4 – 11
PAN for 2019	90	School Type	Community

Catchment Area: Brampton

Oversubscription Criteria: Please see page 81.

	1 st	2 nd	3 rd
No. of Preferences received	58 54	21 29	19 11
No. of places allocated	58 54		
Criterion allocated to	66		
No. of appeals heard	0		

Brington C of E Primary School

☎ 01832 710383

Church Lane, Brington, Huntingdon, PE28 5AE

School Code	3081	Age Range	4 – 11
PAN for 2019	17	School Type	Voluntary Controlled

Catchment Area: Catworth, Keyston, Bythorn, Molesworth, Old Weston, Leighton Bromswold and Brington

Oversubscription Criteria: Please see page 81.

	1 st	2 nd	3 rd
No. of Preferences received	7 7	1 3	0 1
No. of places allocated	7 7		
Criterion allocated to	33		
No. of appeals heard	0		

Buckden C of E Primary School

☎ 01480 810241

School Lane, Buckden, Huntingdon, PE19 5TT

School Code	3063	Age Range	4 – 11
PAN for 2019	50	School Type	Academy

Catchment Area: Buckden, Diddington, Stirtloe and Southoe.

Oversubscription Criteria:

Children who have a Statement of Special Educational Need (SEN) / Education Health and Care Plan (EHCP) that names the school will be admitted. NB. Those children with a statement of SEN / EHCP that does not name the school will be referred to the Statutory Assessment Team (SAT) to determine an appropriate place.

1. Children in Care, also known as Looked After Children (LAC), and children who were previously looked after but ceased to be so by reason of adoption, a residence order (now known as a child arrangement order) or special guardianship order.
2. Children living in the catchment area with a sibling at the school at the time of admission.
3. Children living in the catchment area.
4. Children living outside the catchment area who have a sibling at the school at the time of admission.
5. Children living outside the catchment area who have applied and been unable to gain a place at their Cambridgeshire catchment area school because of oversubscription.
6. Children who live outside the catchment area, but nearest the school as measured by a straight line.

In cases of equal merit in each set of criteria, priority will go to children living nearest the school as measured by a straight line. Please refer to the Glossary of Terms on page 136 for further information.

	1 st	2 nd	3 rd
No. of Preferences received	31 35	34 25	11 12
No. of places allocated	31 38		
Criterion allocated to	66		

No. of appeals heard	0
----------------------	---

Bury C of E Primary School

☎ 01487 813784

Owls End, Bury, Huntingdon, PE26 2NJ

School Code	3367	Age Range	4 – 11
PAN for 2019	30	School Type	Academy

Catchment Area: The ecclesiastical/civil parish of Bury

NB: Parents applying on religious grounds must complete a supplementary information form available from the school. This form must be countersigned by the church leader.

Oversubscription Criteria:

Children who have a Statement of Special Educational Need (SEN) / Education Health and Care Plan (EHCP) that names the school will be admitted. NB. Those children with a statement of SEN / EHCP that does not name the school will be referred to the Statutory Assessment Team (SAT) to determine an appropriate place.

1. Children in Care, also known as Looked After Children (LAC), and children who were previously looked after but ceased to be so by reason of adoption, a residence order (now known as a child arrangement order) or special guardianship order.
2. Children living in catchment who have siblings attending the school at the time of admission;
3. Children living in catchment who normally attend a church in Churches Together in Britain and Ireland, and whose parents are practising members of that church and attend at least monthly;
4. Children living in catchment;
5. Children living outside catchment who normally attend Bury Church, and whose parents are practising members of that church and attend at least monthly;
6. Children living outside catchment who normally attend a church in Churches Together in Britain and Ireland, and whose parents are practising members of that church and attend at least monthly;
7. Children living outside catchment who have siblings attending the school at the time of admission;
8. Children living outside catchment, but nearest the school according to the shortest straight line distance.

In cases of equal merit priority will go to children living nearest the school by shortest straight line distance. Please refer to the Glossary of Terms on page 136 for further information.

	1 st	2 nd	3 rd
No. of Preferences received	30 20	27 29	5 8
No. of places allocated	3020		
Criterion allocated to	88		
No. of appeals heard	0		

Bushmead Primary School

☎ 01480 375375

Bushmead Road, Eaton Socon, St Neots, PE19 8BT

School Code	2452	Age Range	4 – 11
PAN for 2019	52	School Type	Community

Catchment Area: Eaton Socon area bordered by the river to the east and the line formed by St Neots Road, The Great North Road and Duloe Brook to the north.

Oversubscription Criteria: Please see page 81.

Please see details of a new school in St Neots on page 109.

	1 st	2 nd	3 rd
No. of Preferences received	49 47	22 26	14 9
No. of places allocated	5149		
Criterion allocated to	66		
No. of appeals heard	0		

|

Cromwell Academy

Parkway, Huntingdon, PE29 6JA

☎ 01480 437830

School Code	2451	Age Range	4 – 11
PAN for 2019	30	School Type	Academy

Catchment Area: to include housing off Brampton Road to the west of the railway line and west of the A14, comprising Hinchbrook Park and Cromwell Park, Scholars Avenue, Headlands and Lodge Close.

Oversubscription Criteria:

Children who have a Statement of Special Educational Need (SEN) / Education Health and Care Plan (EHCP) that names the school will be admitted. NB. Those children with a statement of SEN / EHCP that does not name the school will be referred to the Statutory Assessment Team (SAT) to determine an appropriate place..

1. Children in Care, also known as Looked After Children (LAC), and children who were previously looked after but ceased to be so by reason of adoption, a residence order (now known as a child arrangement order) or special guardianship order.
2. Children living in the catchment area with a sibling at the school at the time of admission.
3. Children living in the catchment area.
4. Children living outside the catchment area who have a sibling at the school at the time of admission.
5. Children living outside the catchment area who have applied and been unable to gain a place at their Cambridgeshire catchment area school because of oversubscription
6. Children who live outside the catchment area, but nearest the school as measured by a straight line.

In cases of equal merit in each set of criteria, priority will go to children living nearest the school as measured by a straight line. Please refer to the Glossary of Terms on page 136 for further information.

	1 st	2 nd	3 rd
No. of Preferences received	26 19	11 12	5 18
No. of places allocated	2619		
Criterion allocated to	66		
No. of appeals heard	0		

Crosshall Infant School Academy

446 Great North Road, Eaton Ford, St Neots, PE19 7GG

☎ 01480 475980

School Code	5203	Age Range	3 – 7
PAN for 2019	120	School Type	Academy

Catchment Area: This school does not operate a catchment area.

Oversubscription Criteria:

Children who have a Statement of Special Educational Need (SEN) / Education Health and Care Plan (EHCP) that names the school will be admitted. NB. Those children with a statement of SEN / EHCP that does not name the school will be referred to the Statutory Assessment Team (SAT) to determine an appropriate place.

1. A looked after child, or a child who was previously looked after but immediately after being looked after became subject to an adoption, residence or special guardianship order;
2. Children who have a sibling at Crosshall Infant School or Crosshall Junior School, at the date of admission;
3. Children of staff where the member of staff has been employed by the Crosshall Infant School Academy Trust, or by Crosshall Junior School Academy Trust, for two or more years at the time at which the application for admission to the school is made.
4. Children who have attended Crosshall Nursery School.
5. All other children.

In the event that there are more children in any category than there are places available, places will be prioritised and awarded to children who live nearest the school. Please refer to the Glossary of Terms on page 136 for further information.

Please see details of a new school in St Neots on page 109.

	1 st	2 nd	3 rd
No. of Preferences received	101 109	51 47	26 26
No. of places allocated	108118		
Criterion allocated to	55		

No. of appeals heard	0
----------------------	---

Formatted: Font: 8 pt

Crosshall Junior School
01480 475972

Great North Road, Eaton Ford, St Neots, PE19 7GG

School Code	5204	Age Range	7 – 11
PAN for 2019	120	School Type	Academy

Catchment Area: please contact the school for details.

Oversubscription Criteria:

Children who have a Statement of Special Educational Need (SEN) / Education Health and Care Plan (EHCP) that names the school will be admitted. NB. Those children with a statement of SEN / EHCP that does not name the school will be referred to the Statutory Assessment Team (SAT) to determine an appropriate place.

- Children in Care, also known as Looked After Children (LAC), and children who were previously looked after but ceased to be so by reason of adoption, a residence order (now known as a child arrangement order) or special guardianship order;
- Children who live in the catchment area and will have a sibling at the school or Crosshall Infant School Academy Trust at the time of admission (a sibling is defined as another child of compulsory school age living permanently at the same address).
- Children who live in the catchment area who attend Crosshall Infant School Academy Trust at the time of application.
- Children who live in the catchment area.
- Children who live outside catchment area who have a sibling at Crosshall Infant or Junior School Academy Trust at the time of admission.
- Children of staff employed at Crosshall Junior School Academy Trust or Crosshall Infant School Academy Trust for two years.
- Children outside the catchment area but who are attending Crosshall Infant School Academy Trust.
- Children living outside the catchment area.

In cases of equal merit priority will go to children living nearest the school by shortest straight line distance. Please refer to the Glossary of Terms on page 136 for further information.

Please see details of a new school in St Neots on page 109.

	1 st	2 nd	3 rd
No. of Preferences received	119 115	0 6	0 0
No. of places allocated	119 115		
Criterion allocated to	87		
No. of appeals heard	0		

Earith Primary School
01487 841868

School Road, Earith, Huntingdon, PE28 3QB

School Code	2061	Age Range	4 – 11
PAN for 2019	20	School Type	Academy

Catchment Area: Earith

Oversubscription Criteria: Please see page 81.

	1 st	2 nd	3 rd
No. of Preferences received	11 10	6 1	8 7
No. of places allocated	11 10		
Criterion allocated to	66		
No. of appeals heard	0		

Eastfield Infant and Nursery School

☎ 01480 463958

Pig Lane, St Ives, Huntingdon, PE27 5QT

School Code	2246	Age Range	3 – 7
PAN for 2019	80	School Type	Community

Catchment Area: That part of St Ives, bounded by the south side of Houghton Road/St Audrey Lane from the golf course to the eastern bypass. The bypass to the east and river to the south.

Oversubscription Criteria: Please see page 81.

	1 st	2 nd	3 rd
No. of Preferences received	56 70	30 36	24 33
No. of places allocated	5673		
Criterion allocated to	66		
No. of appeals heard	0		

Elton C of E Primary School

☎ 01832 280314

School Lane, Elton, PE8 6RS

School Code	3368	Age Range	4 – 11
PAN for 2019	20	School Type	Voluntary Aided

Catchment Area: The school serves the parishes of Alwalton, Chesterton, Elton, Haddon, Stibbington, Water Newton as well as a wider area on religious grounds.

Oversubscription Criteria:

Children who have a statement of special educational needs that names the school will automatically be allocated a place irrespective of the school's Published Admissions Number.

NB. Those children with a statement of special educational needs that does not name the school will be referred to SAT to determine an appropriate place.

1. Children in Care, also known as Looked After Children (LAC), and children who were previously looked after but ceased to be so by reason of adoption, a residence order (now known as a child arrangement order) or special guardianship order.
2. Children living in the catchment area and who are regular worshipping members of the Church of England*
3. Children living in the catchment area and who are regular worshipping members of a non-Anglican Christian Church *
4. Children living in the catchment area
5. Children who have siblings already at the school at the time of admission (this includes children who are not blood relatives but live in the same family unit)
6. Children not living in the catchment area but who are regular worshipping members of the Church of England *
7. Children not living in the catchment area but who are regular worshipping members of a non-Anglican Christian Church *
8. Children whose parents wish their children to attend a Church of England Primary School because of its special religious emphasis
9. Children living nearest the school according to the shortest distance.

In cases of equal merit priority will go to children living nearest the school by shortest straight line distance.

Please refer to the Glossary of Terms on page 136 for further information.

*** All parents wishing to apply under the school's religious criteria must also request a Supplementary Information Form from the school office and have this completed by their Priest/Minister of Religion.**

This must be returned to the school by the LA application deadline. Regular worship is defined as attending worship or junior church at least once in each month.

	1 st	2 nd	3 rd
No. of Preferences received	24 20	20 18	414
No. of places allocated	2020		
Criterion allocated to	89		
No. of appeals heard	2		

Ermine Street Church Academy

☎ 01480 276510

Swynford Road, Alconbury Weald, Huntingdon PE28 4XG

School Code	2037	Age Range	4 – 11
PAN for 2019	3020	School Type	Academy

The PAN for 2018-19 was 20.

The school was built as a 3 form entry school with a final PAN of 90 in each year group. The PAN for 2017/18 was set at 20 in reception, 10 in Year 1 and six in each of the year groups between Year 2 and Year 6.

Catchment Area: This is a new school, which serves the new community of Alconbury Weald. Priority will be given to pupils living within the catchment area.

Oversubscription Criteria:

If the school is oversubscribed, after the admission of pupils with an Education, Health & Care place or Statement of Special Educational Needs naming the school, priority for admission will be given to those children who meet the criteria set out below, in priority order:

1. Children in Care, also known as Looked After Children, and children who were previously looked after but ceased to be so by reason of adoption, a child arrangement order (resident order) (now known as a child arrangement order) or special guardianship order.
2. Children living in the catchment area with a sibling at the school at the time of admission.
3. Children living in the catchment area.
4. Children living outside of the catchment area, who have a sibling at the school at the time of admission.
5. Children living outside the catchment area who have applied and been unable to gain a place at their Cambridgeshire catchment area school because of oversubscription.
6. Children living outside of the catchment area but nearest the school as measured by a straight line.

In cases of equal merit in each set of criteria, priority will go to children living nearest the school as measured by a straight line from the reference point of the home to the reference point of the school, both as determined by OS AddressBase Premium™.

Please refer to the Glossary of Terms on page 136 for further information.

	1 st	2 nd	3 rd
No. of Preferences received	22 12	18 10	5 4
No. of places allocated	20 12		
Criterion allocated to	66		
No. of appeals heard	0		

Eynesbury C of E Primary School

☎ 01480 398028

Montagu Street, Eynesbury, St Neots, PE19 2TD

School Code	3074	Age Range	3 – 11
PAN for 2019	30	School Type	Voluntary Controlled

Catchment Area: That part of St Neots and Eynesbury bounded by the south side of the Market Square/High Street, west side of Church Street, St Mary's Street, south side of Hen Brook to Cromwell Road, south to the Barford Road but including numbers 1 – 19 Barford Road and excluding all streets within Eynesbury Manor development.

Oversubscription Criteria: Please see page 81.

Please see details of a new school in St Neots on page 109.

	1 st	2 nd	3 rd
No. of Preferences received	46 32	36 37	18 18
No. of places allocated	30 30		
Criterion allocated to	36		

No. of appeals heard	2
----------------------	---

Farcet C of E Primary School
01733 240337

St Mary's Street, Farcet, PE7 3AR

School Code	3064	Age Range	4 – 11
PAN for 2019	20	School Type	Voluntary Controlled

Catchment Area: Farcet and Farcet Fen.

Oversubscription Criteria: Please see page 81.

	1 st	2 nd	3 rd
No. of Preferences received	14 16	8 1	3 18
No. of places allocated	19 16		
Criterion allocated to	66		
No. of appeals heard	0		

Folksworth C of E Primary School
01733 240562

Apreece Road, Folksworth, PE7 3TY

School Code	3065	Age Range	4 – 11
PAN for 2019	15	School Type	Voluntary Controlled

Catchment Area: Folksworth, Washingley and Morborne.

Oversubscription Criteria: Please see page 81.

	1 st	2 nd	3 rd
No. of Preferences received	15 7	9 10	9 7
No. of places allocated	15 7		
Criterion allocated to	66		
No. of appeals heard	0		

Fourfields Community Primary School
01733 703611

Bentley Avenue, Yaxley, Peterborough, PE7 3ZT

School Code	2321	Age Range	4 – 11
PAN for 2019	60	School Type	Community

Catchment Area: Yaxley – that part to the north of Broadway and even numbers on Broadway.

Oversubscription Criteria: Please see page 81.

	1 st	2 nd	3 rd
No. of Preferences received	75 75	19 34	11 8
No. of places allocated	60 60		
Criterion allocated to	66		
No. of appeals heard	4		

Godmanchester Community Primary School ☎ 01480 375115
Park Lane, Godmanchester, Huntingdon, PE29 2AG

School Code	2209	Age Range	4 – 11
PAN for 2019	60	School Type	Academy

Catchment Area: The catchment area for Godmanchester Community Primary School is defined as the parish of Godmanchester, including the Roman's Edge development.

Oversubscription Criteria:

Children who have a Statement of Special Educational Need (SEN) / Education Health and Care Plan (EHCP) that names the school will be admitted. NB. Those children with a statement of SEN / EHCP that does not name the school will be referred to the Statutory Assessment Team (SAT) to determine an appropriate place.

1. Children in Care, also known as Looked After Children (LAC), and children who were previously looked after but ceased to be so by reason of adoption, a residence order (now known as a child arrangement order) or special guardianship order.
2. Children living in the catchment area with a sibling at the school at the time of admission.
3. Children living in the catchment area.
4. Children living outside the catchment area who have a sibling at the school at the time of admission.
5. Children living outside the catchment area who have applied and been unable to gain a place at their Cambridgeshire catchment area school because of oversubscription.
6. Children who live outside the catchment area, but nearest the school as measured by a straight line.

In cases of equal merit in each set of criteria, priority will go to children living nearest the school as measured by a straight line. Please refer to the Glossary of Terms on page 136 for further information.

	1 st	2 nd	3 rd
No. of Preferences received	56 62	29 34	21 17
No. of places allocated	58 60		
Criterion allocated to	66		
No. of appeals heard	0		

Godmanchester Bridge Academy ☎ 01480 276599
Park Lane, Godmanchester, Huntingdon PE29 2NL

School Code	2036	Age Range	4 – 11
PAN for 2019	20	School Type	Academy

Catchment Area: The catchment area for Godmanchester Bridge Academy is defined as the parish of Godmanchester, including the Roman's Edge development.

Oversubscription Criteria:

Children who have a Statement of Special Educational Need (SEN) / Education Health and Care Plan (EHCP) that names the school will be admitted. NB. Those children with a statement of SEN / EHCP that does not name the school will be referred to the Statutory Assessment Team (SAT) to determine an appropriate place.

1. Children in Care, also known as Looked After Children (LAC), and children who were previously looked after but ceased to be so by reason of adoption, a residence order (now known as a child arrangement order) or special guardianship order.
2. Children living in the catchment area with a sibling at the school at the time of admission.
3. Other children living in the catchment area.
4. Children living outside the catchment area who have a sibling at the school at the time of admission.
5. Other children.

In cases of equal merit in each set of criteria, priority will go to children living nearest the school as measured by a straight line. Please refer to the Glossary of Terms on page 136 for further information.

	1 st	2 nd	3 rd
No. of Preferences received	22 41	41 42	22 26
No. of places allocated	20 12		
Criterion allocated to	55		
No. of appeals heard	0		

Great Gidding C of E Primary School

Main Street, Great Gidding, Huntingdon, PE28 5NX

☎ 01832 293466

School Code	3066	Age Range	4 – 11
PAN for 2019	14	School Type	Voluntary Controlled

Catchment Area: Great Gidding, Little Gidding, Steeple Gidding, Winwick and Hamerton.

Oversubscription Criteria: Please see page 81.

	1 st	2 nd	3 rd
No. of Preferences received	18	77	26
No. of places allocated	19		
Criterion allocated to	46		
No. of appeals heard	0		

Great Paxton C of E Primary School

Mount Pleasant, Great Paxton, Huntingdon, PE19 6YJ

☎ 01480 472132

School Code	3068	Age Range	4 – 11
PAN for 2019	17	School Type	Voluntary Controlled

Catchment Area: Great Paxton

Oversubscription Criteria: Please see page 81.

Please see details of a new school in St Neots on page 109.

	1 st	2 nd	3 rd
No. of Preferences received	1722	129	48
No. of places allocated	1717		
Criterion allocated to	66		
No. of appeals heard	4		

Great Staughton Primary School

The Causeway, Great Staughton, Huntingdon, PE19 5BP

☎ 01480 860324

School Code	2210	Age Range	4 – 11
PAN for 2019	20	School Type	Academy

Catchment Area: Great Staughton, Perry and Dillington

Oversubscription Criteria:

Children who have a Statement of Special Educational Need (SEN) / Education Health and Care Plan (EHCP) that names the school will be admitted. NB. Those children with a statement of SEN / EHCP that does not name the school will be referred to the Statutory Assessment Team (SAT) to determine an appropriate place.

1. Children in Care, also known as Looked After Children (LAC), and children who were previously looked after but ceased to be so by reason of adoption, a residence order (now known as a child arrangement order) or special guardianship order;
2. Children living in the catchment area with a sibling at the school at the time of admission.
3. Children living in the catchment area.
4. Children living outside the catchment area who have a sibling at the school at the time of admission.
5. Children living outside the catchment area who have applied and been unable to gain a place at their Cambridgeshire catchment area school because of oversubscription.
6. Children who live outside the catchment area, but nearest the school as measured by a straight line.

In cases of equal merit in each set of criteria, priority will go to children living nearest the school as measured by a straight line. Please refer to the Glossary of Terms on page 136 for further information.

	1 st	2 nd	3 rd
No. of Preferences received	1147	25	33
No. of places allocated	1117		

Criterion allocated to	66
No. of appeals heard	0

Hartford Infant School

☎ 01480 398046

Mayfield Crescent, Huntingdon, PE29 1UL

School Code	2252	Age Range	4 – 7
PAN for 2019	60	School Type	Academy

Catchment Area: All those roads including and within the following area; Owl Way, Eagle Way, and all roads leading from them; Sapley Road and new Main Street to Coneygear Road; south side of Coneygear Road from Sapley Road to Butts Grove Way; east side of Butts Grove Way and south side of American Lane to Drivers Avenue; Drivers Avenue; East Street, Hartford Road from East Street to Main Street, Main Street, Church Lane; The Hollow; The Grove; A141 from roundabout to level with Coneygear Road.

Oversubscription Criteria:

Children who have a statement of special educational needs that names the school will be admitted.

NB. Those children with a statement of special educational needs that does not name the school will be referred to SAT to determine an appropriate place.

1. Children in Care, also known as Looked After Children (LAC), and children who were previously looked after but ceased to be so by reason of adoption, a residence order (now known as a child arrangement order) or special guardianship order;
2. Children living in the catchment area with a sibling at the school (or partner junior school) at the time of admission;
3. Children living in the catchment area;
4. Children living outside the catchment area who have a sibling at the school (or partner junior school) at the time of admission;
5. Children living outside the catchment area who have applied and been unable to gain a place at their Cambridgeshire catchment area school because of oversubscription;
6. Children who live outside the catchment area, but nearest the school as measured by a straight line.

In cases of equal merit in each set of criteria, priority will go to children living nearest the school as measured by a straight line. Please refer to the Glossary of Terms on page 136 for further information.

	1 st	2 nd	3 rd
No. of Preferences received	49 51	34 32	22 18
No. of places allocated	49 56		
Criterion allocated to	66		
No. of appeals heard	0		

Hartford Community Junior School

☎ 01480 454695

Mayfield Crescent, Huntingdon, PE29 1UL

School Code	2045	Age Range	7 – 11
PAN for 2019	60	School Type	Academy

Catchment Area: See entry for Hartford Infant School

Oversubscription Criteria:

Children who have a Statement of Special Educational Need (SEN) / Education Health and Care Plan (EHCP) that names the school will be admitted. NB. Those children with a statement of SEN / EHCP that does not name the school will be referred to the Statutory Assessment Team (SAT) to determine an appropriate place..

1. Children in Care, also known as Looked After Children (LAC), and children who were previously looked after but ceased to be so by reason of adoption, a residence order (now known as a child arrangement order) or special guardianship order;
2. Children who live in the catchment area, attend the partner infant school and who have a sibling at the school (or partner infant school) at the time of admission.
3. Children who live in the catchment area who have a sibling at the school (or partner infant school) at the time of admission.

4. Children who live in the catchment area and who attend the partner infant school.
5. Children living in the catchment area.
6. Children who live outside the catchment area, but attend the partner infant school and have a sibling at the school (or partner infant school) at the time of admission.
7. Children who live outside the catchment area, but have a sibling at the school (or partner infant school) at the time of admission.
8. Children who live outside the catchment area, but who attend the partner infant school.
9. Children living outside the catchment area who have applied and been unable to gain a place at their Cambridgeshire catchment area school because of oversubscription.
10. Children who live outside the catchment area, but nearest the school as measured by a straight line.

In cases of equal merit in each set of criteria, priority will go to children living nearest the school as measured by a straight line.

	1 st	2 nd	3 rd
No. of Preferences received	5151	00	01
No. of places allocated	5152		
Criterion allocated to	108		
No. of appeals heard	0		

Hemingford Grey Primary School

☎ 01480 375040

St Ives Road, Hemingford Grey, Huntingdon, PE28 9DU

School Code	2211	Age Range	4 – 11
PAN for 2019	45	School Type	Community

Catchment Area: Hemingford Abbots, Hemingford Grey, Greenfields, London Road, St Ives and those houses in London Road south of the river. Also included are the new developments on London Road including Skylark Place, Goldcrest Road, Dunnock Way, Wren Close, and Tern Drive.

Oversubscription Criteria: Please see page 81.

	1 st	2 nd	3 rd
No. of Preferences received	41 49	6 12	10 10
No. of places allocated	4145		
Criterion allocated to	66		
No. of appeals heard	0		

Holme C of E Primary School

☎ 01487 830342

Church Street, Holme, PE7 3PB

School Code	3070	Age Range	4 – 11
PAN for 2019	17	School Type	Voluntary Controlled

Catchment Area: Holme and Connington

Oversubscription Criteria: Please see page 81.

	1 st	2 nd	3 rd
No. of Preferences received	17 20	17 22	16 22
No. of places allocated	1717		
Criterion allocated to	66		
No. of appeals heard	0		

Holywell C of E Primary School

☎ 01480 462007

Mill Way, Needingworth, Huntingdon, PE27 4TF

School Code	3071	Age Range	4 – 11
PAN for 2019	30	School Type	Voluntary Controlled

Catchment Area: Holywell and Needingworth

Oversubscription Criteria: Please see page 81.

	1 st	2 nd	3 rd
No. of Preferences received	27 26	18 13	7 17
No. of places allocated	2727		
Criterion allocated to	66		
No. of appeals heard	0		

Houghton Primary School

☎ 01480 463398

Chapel Lane, Houghton, Huntingdon, PE28 2AY

School Code	2212	Age Range	4 – 11
PAN for 2019	30	School Type	Community

Catchment Area: Houghton and Wyton, excluding the houses which were formerly part of RAF Wyton and excluding the new housing development in St Ives West, south of Houghton Road.

Oversubscription Criteria: Please see page 81.

	1 st	2 nd	3 rd
No. of Preferences received	28 39	22 30	14 23
No. of places allocated	2830		
Criterion allocated to	66		
No. of appeals heard	2		

Huntingdon Primary School

☎ 01480 375113

Ambury Road, Huntingdon, PE29 1AD

School Code	3945	Age Range	4 – 11
PAN for 2019	75	School Type	Community

Catchment Area: All those roads including and within the following area; St Peters Road from Redwings Way to Ermine Street; Ermine Street, Cromwell Walk; Walden Road; Castle Moat Road; Riverside Walk including all those roads west of Cromwell Walk and Walden Road up to the railway line; Hartford Road up to the level with Cross Street, South Street; Cross Street, North Street; north side of American Lane up to California Road; California Road to Silverbirch Close; from Silverbirch Close across to Elm Close; Elm Close to St Peters Road.

Oversubscription Criteria: Please see page 81.

	1 st	2 nd	3 rd
No. of Preferences received	54 69	35 32	20 23
No. of places allocated	5560		
Criterion allocated to	66		
No. of appeals heard	1		

Kimbolton Primary Academy

☎ 01480 860743

Newtown, Kimbolton, Huntingdon, PE28 0HY

School Code	2023	Age Range	4 – 11
PAN for 2019	20	School Type	Academy

Catchment Area: Covington, Tilbrook, Kimbolton and Stonely

Oversubscription Criteria:

Children who have a Statement of Special Educational Need (SEN) / Education Health and Care Plan (EHCP) that names the school will be admitted. NB. Those children with a statement of SEN / EHCP that does not name the school will be referred to the Statutory Assessment Team (SAT) to determine an appropriate place..

1. Children in Care, also known as Looked After Children (LAC), and children who were previously looked after but ceased to be so by reason of adoption, a residence order (now known as a child arrangement order) or special guardianship order;
2. Children living in the catchment area with a sibling at the school at the time of admission.
3. Children living in the catchment area.
4. Children living outside the catchment area who have a sibling at the school at the time of admission.
5. Children living outside the catchment area who have applied and been unable to gain a place at their Cambridgeshire catchment area school because of oversubscription.
6. Children who live outside the catchment area, but nearest the school as measured by a straight line.

In cases of equal merit in each set of criteria, priority will go to children living nearest the school as measured by a straight line. Please refer to the Glossary of Terms on page 136 for further information.

	1 st	2 nd	3 rd
No. of Preferences received	56	58	26
No. of places allocated	57		
Criterion allocated to	46		
No. of appeals heard	0		

Little Paxton Primary School

Gordon Road, Little Paxton, Huntingdon, PE19 6NG

☎ 01480 375600

School Code	2293	Age Range	4 – 11
PAN for 2019	60	School Type	Community

Catchment Area: Little Paxton

Oversubscription Criteria: Please see page 81.

Please see details of a new school in St Neots on page 109.

	1 st	2 nd	3 rd
No. of Preferences received	42 56	30 16	16 10
No. of places allocated	4648*		
Criterion allocated to	63		
No. of appeals heard	4		

Middlefield Primary Academy

Andrew Road, Eynesbury, St Neots, PE19 2QE

☎ 01480 375270

School Code	2257	Age Range	4 – 11
PAN for 2019	30	School Type	Academy

Catchment Area: the following roads, and all cul de-sacs and closes leading from them; Andrew Road, Bishop Road, Bodiam Way, Caernavon Road and Ridgeway.

Oversubscription Criteria:

Children who have a Statement of Special Educational Need (SEN) / Education Health and Care Plan (EHCP) that names the school will be admitted. NB. Those children with a statement of SEN / EHCP that does not name the school will be referred to the Statutory Assessment Team (SAT) to determine an appropriate place..

1. Children in Care, also known as Looked After Children (LAC), and children who were previously looked after but ceased to be so by reason of adoption, a residence order (now known as a child arrangement order) or special guardianship order;
2. Children who live in the academy's designated catchment area with a sibling at the time of their admission.
3. Children who live closest to the academy who live in the catchment area.
4. Children living outside the catchment area who will have a sibling attending the academy at the time of their admission.
5. Children living outside the catchment area who have applied and been unable to gain a place at their Cambridgeshire catchment area school because of oversubscription.
6. Children who live outside the catchment area, but nearest the school as measured by a straight line

In cases of equal merit in each set of criteria, priority will go to children living nearest the school as measured by a straight line. Please refer to the Glossary of Terms on page 136 for further information.

Please see details of a new school in St Neots on page 109.

	1 st	2 nd	3 rd
No. of Preferences received	45 51	39 34	17 14
No. of places allocated	3030		
Criterion allocated to	53		
No. of appeals heard	8		

The Newton Primary School

Caxton End, Eltisley, Huntingdon, PE19 6TL

☎ 01480 880215

School Code	2260	Age Range	4 – 11
PAN for 2019	15	School Type	Community

Catchment Area: Yelling, Toseland, Croxton, Papworth St Agnes, Graveley and Eltisley

Oversubscription Criteria: Please see page 81.

	1 st	2 nd	3 rd
No. of Preferences received	10 13	4 9	4 8
No. of places allocated	1015		
Criterion allocated to	66		
No. of appeals heard	0		

Offord Primary School

Millers Close, Offord Darcy, St Neots, PE19 5SB

☎ 01480 810308

School Code	2214	Age Range	4 – 11
PAN for 2019	17	School Type	Community

Catchment Area: Offord Darcy and Offord Cluny

Oversubscription Criteria: Please see page 81.

	1 st	2 nd	3 rd
No. of Preferences received	16 18	3 15	2 3
No. of places allocated	1617		
Criterion allocated to	64		
No. of appeals heard	4		

Priory Junior School

Longsands Road, St Neots, PE19 1TF

☎ 01480 226730

School Code	2239	Age Range	7 – 11
PAN for 2019	90	School Type	Community

Catchment Area: Hail Weston and that part of St Neots north side of High Street/Cambridge Street between the railway and the river bridge.

Oversubscription Criteria:

Children who have a Statement of Special Educational Need (SEN) / Education Health and Care Plan (EHCP) that names the school will be admitted. NB. Those children with a statement of SEN / EHCP that does not name the school will be referred to the Statutory Assessment Team (SAT) to determine an appropriate place..

- Children in Care, also known as Looked After Children (LAC), and children who were previously looked after but ceased to be so by reason of adoption, a residence order (now known as a child arrangement order) or special guardianship order;
- Children who live in the catchment area, attend the partner infant school and who have a sibling at the school (or partner infant school) at the time of admission.
- Children who live in the catchment area who have a sibling at the school (or partner infant school) at the time of admission.
- Children who live in the catchment area and who attend the partner infant school.
- Children living in the catchment area.
- Children who live outside the catchment area, but attend the partner infant school and have a sibling at the school (or partner infant school) at the time of admission.
- Children who live outside the catchment area, but have a sibling at the school (or partner infant school) at the time of admission.
- Children who live outside the catchment area, but who attend the partner infant school.
- Children living outside the catchment area who have applied and been unable to gain a place at their Cambridgeshire catchment area school because of oversubscription.
- Children who live outside the catchment area, but nearest the school as measured by a straight line.

In cases of equal merit in each set of criteria, priority will go to children living nearest the school as measured by a straight line.

Please see details of a new school in St Neots on page 109.

	1 st	2 nd	3rd
No. of Preferences received	80 64	0 6	0 0
No. of places allocated	8060		
Criterion allocated to	108		
No. of appeals heard	0		

Priory Park Infant School

☎ 01480 398010

Almond Road, St Neots, PE19 1DZ

School Code	2219	Age Range	4 – 7
PAN for 2019	90	School Type	Community

Catchment Area: See entry for Priory Junior School.

Oversubscription Criteria: Please see page 81.

Please see details of a new school in St Neots on page 109.

	1 st	2 nd	3rd
No. of Preferences received	78 72	54 75	55 36
No. of places allocated	9090		
Criterion allocated to	66		
No. of appeals heard	0		

Ramsey Junior School

☎ 01487 812500

Station Road, Ramsey, Huntingdon, PE26 1JA

School Code	2218	Age Range	7 – 11
PAN for 2019	68	School Type	Academy

Catchment Area: Ramsey Forty Foot, Ramsey Hollow and Ramsey town itself. Children who live in Ramsey Mereside who have a sibling at the school or at Spinning Infant School will be given priority over any other children living outside the school's designated area.

Oversubscription Criteria:

When the Academy is oversubscribed, after the admission of Children with Statements of Special Educational Needs (SEN) / Education, Health and Care plan (EHCP) where the Academy is named, priority for admission will be given to those children who meet the criteria set out below:.

a) A 'looked after child' or a child who was previously looked after but immediately after being looked after became subject to an adoption, child arrangements, or special guardianship order. A looked after child is a child who is a) looked after by a local authority or b) being provided with accommodation by a local authority in their exercise of their social services functions, in accordance with section 22 (1) of the Children Act 1989. *Details of eligibility must be supplied by the allocated social worker or foster carer.*

b) Children who attend Ramsey Spinning Infant School.

c) Children for whom it is essential to be admitted to the Academy because of special circumstances to do with significant medical or social needs, which relate to the child or an immediate member of the child's family. Applications must be supported by medical evidence from a GP or hospital consultant, social worker or similar professional.

i i *The supporting evidence should set out the particular reason why the Academy is the most suitable and the difficulties that would be caused if the child had to attend another School. This evidence must be sent to the Academy by the application closing date, for the applicant to be considered under this criterion.*

□ d) Children who, on the date of admission, will have a sibling (i.e. a natural brother or sister, or

a half brother or sister, or a legally adopted brother or sister or half-brother or sister, or step brother or sister) who will be living with them at the same address and on roll of the Academy or Ramsey Spinning Infants School. Children will be considered under this criterion if they have a sibling who attends the Academy or Ramsey Spinning Infants School and who will continue to be on roll when the child joins the Academy.

e) Children of staff, where the member of staff has been employed by the Ramsey Spinning Infant School and Ramsey Junior School Federation for 2 or more years at the time of application, or the member of staff was recruited to fill a vacant post for which there is a demonstrable skill shortage.

f) Children living nearest the Academy within the catchment area of **Ramsey Forty Foot, Ramsey Hollow and Ramsey town itself.**

g) Children living nearest to the Academy outside of the catchment area.

In cases of equal merit in each set of criteria, priority will go to children living nearest the school as measured by a straight line.

The criteria for 2018-19 entry were not the same as those above.

	1 st	2 nd	3 rd
No. of Preferences received	63 41	0 0	0 0
No. of places allocated	6341		
Criterion allocated to	108		
No. of appeals heard	0		

Ramsey Spinning Infant School

☎ 01487 813587

High Street, Ramsey, Huntingdon, PE26 1AD

School Code	2216	Age Range	4 – 7
PAN for 2019	90	School Type	Academy

Catchment Area: Ramsey Forty Foot, Ramsey Hollow and Ramsey town itself. Children who live in Ramsey Mereside who have a sibling at the school or at Ramsey Junior School will be given priority over any other children living outside the school's designated area.

Oversubscription Criteria:

When the Academy is oversubscribed, after the admission of Children with Statements of Special Educational Needs (SEN) / Education, Health and Care plan (EHCP) where the Academy is named, priority for admission will be given to those children who meet the criteria set out below:

a) A 'looked after child' or a child who was previously looked after but immediately after being looked after became subject to an adoption, child arrangements, or special guardianship order. A looked after child is a child who is a) looked after by a local authority or b) being provided with accommodation by a local authority in their exercise of their social services functions, in accordance with section 22 (1) of the Children Act 1989. *Details of eligibility must be supplied by the allocated social worker or foster carer.*

b) Children for whom it is essential to be admitted to the Academy because of special circumstances to do with significant medical or social needs, which relate to the child or an immediate member of the child's family. Applications must be supported by medical evidence from a GP or hospital consultant, social worker or similar professional.

i i *The supporting evidence should set out the particular reason why the Academy is the most suitable and the difficulties that would be caused if the child had to attend another school. This evidence must be sent to the Academy by the application closing date, for the applicant to be considered under this criterion.*

c) Children who, on the date of admission, will have a sibling (i.e. a natural brother or sister, or a half brother or sister, or a legally adopted brother or sister or half-brother or sister, or step brother or sister) who will be living with them at the same address and on roll of the Academy or Ramsey Junior School (**RJS**). Children will be considered under this criterion if they have a sibling who attends the Academy or RJS and who will continue to be on roll when the child joins the Academy.

d) Children of staff, where the member of staff has been employed by the Ramsey Spinning Infant School and Ramsey Junior School Federation for 2 or more years at the time of application, or

the member of staff was recruited to fill a vacant post for which there is a demonstrable skill shortage.

e) Children living nearest the Academy within the catchment area of **Ramsey Forty Foot, Ramsey Hollow and Ramsey town itself.**

f) Children living nearest to the Academy outside of the catchment area.

In cases of equal merit in each set of criteria, priority will go to children living nearest the school as measured by a straight line. Please refer to the Glossary of Terms on page 136 for further information.

The criteria for 2018-19 entry were not the same as those above.

	1 st	2 nd	3 rd
No. of Preferences received	51 51	17 10	19 10
No. of places allocated	5154		
Criterion allocated to	66		
No. of appeals heard	0		

The Round House Community Primary School

School Drive, St Neots, PE19 6AW

☎ 01480 479890

School Code	2019	Age Range	4 – 11
PAN for 2019	60	School Type	Academy

Catchment Area: That part of St Neots bounded to the south by Cambridge Road, the north by Priory Hill, the east by the eastern boundary of Love's Farm development and the west by the railway line.

Oversubscription Criteria:

Children who have a Statement of Special Educational Need (SEN) / Education Health and Care Plan (EHCP) that names the school will be admitted. NB. Those children with a statement of SEN / EHCP that does not name the school will be referred to the Statutory Assessment Team (SAT) to determine an appropriate place..

1. Children in Care, also known as Looked After Children (LAC), and children who were previously looked after but ceased to be so by reason of adoption, a residence order (now known as a child arrangement order) or special guardianship order
- 1-2. Children living in the catchment area with a sibling at the school at the time of admission.
- 2-3. Children living in the catchment area.
- 3-4. Children living outside the catchment area who have a sibling at the school at the time of admission.
- 4-5. Children living outside the catchment area who have applied and been unable to gain a place at their Cambridgeshire catchment area school because of oversubscription.
- 5-6. Children who live outside the catchment area, but nearest the school as measured by a straight line.

In cases of equal merit in each set of criteria, priority will go to children living nearest the school as measured by a straight line. Please refer to the Glossary of Terms on page 136 for further information.

Please see details of a new school in St Neots on page 109.

	1 st	2 nd	3 rd
No. of Preferences received	75 76	18 16	9 7
No. of places allocated	6060		
Criterion allocated to	33		
No. of appeals heard	10		

Sawtry Infant School

Middlefield Road, Sawtry, Huntingdon, PE28 5SH

☎ 01487 830678

School Code	2255	Age Range	4 – 7
PAN for 2019	60	School Type	Community

* Additional places were offered to meet catchment need.

Catchment Area: Buckworth, Coppingford, Glatton, Upton and Sawtry.

Oversubscription Criteria: Please see page 81.

	1 st	2 nd	3 rd
No. of Preferences received	45 81	46	9 3
No. of places allocated	4678 [±]		
Criterion allocated to	63		
No. of appeals heard	0		

Sawtry Junior School

Middlefield Road, Sawtry, Huntingdon, PE28 5SH

☎ 01487 830204

School Code	2220	Age Range	7 – 11
PAN for 2019	65	School Type	Academy

Catchment Area: Buckworth, Coppingford, Glatton, Upton and Sawtry.

Oversubscription Criteria:

Children who have a Statement of Special Educational Need (SEN) / Education Health and Care Plan (EHCP) that names the school will be admitted. NB. Those children with a statement of SEN / EHCP that does not name the school will be referred to the Statutory Assessment Team (SAT) to determine an appropriate place..

1. Children in Care, also known as Looked After Children (LAC), and children who were previously looked after but ceased to be so by reason of adoption, a residence order (now known as a child arrangement order) or special guardianship order;
2. Children who live in the catchment area, attend the partner infant school and who have a sibling at the school (or partner infant school) at the time of admission.
3. Children who live in the catchment area who have a sibling at the school (or partner infant school) at the time of admission.
4. Children who live in the catchment area and who attend the partner infant school.
5. Children living in the catchment area.
6. Children who live outside the catchment area, but attend the partner infant school and have a sibling at the school (or partner infant school) at the time of admission.
7. Children who live outside the catchment area, but have a sibling at the school (or partner infant school) at the time of admission.
8. Children who live outside the catchment area, but who attend the partner infant school.
9. Children living outside the catchment area who have applied and been unable to gain a place at their Cambridgeshire catchment area school because of oversubscription.
10. Children who live outside the catchment area, but nearest the school as measured by a straight line.

In cases of equal merit in each set of criteria, priority will go to children living nearest the school as measured by a straight line.

	1 st	2 nd	3 rd
No. of Preferences received	55 54	0 0	0 0
No. of places allocated	5654		
Criterion allocated to	108		
No. of appeals heard	0		

Somersham Primary School

Parkhall Road, Somersham, Huntingdon, PE28 3EU

☎ 01487 840412

School Code	2221	Age Range	4 – 11
PAN for 2019	50	School Type	Foundation

Catchment Area: Somersham and Pidley

Oversubscription Criteria:

Children who have a Statement of Special Educational Need (SEN) / Education Health and Care Plan (EHCP) that names the school will be admitted. NB. Those children with a statement of SEN / EHCP that does not name the school will be referred to the Statutory Assessment Team (SAT) to determine an appropriate place.

1. Children in Care, also known as Looked After Children (LAC), and children who

were previously looked after but ceased to be so by reason of adoption, a residence order (now known as a child arrangement order) or special guardianship order;

2. Children living in the catchment area with a sibling at the school at the time of admission;
3. Children living in the catchment area;
4. Children living outside the catchment area who have a sibling at the school at the time of admission;
5. Children living outside the catchment area who have applied and been unable to gain a place at their Cambridgeshire catchment area school because of oversubscription;
6. Children who live outside the catchment area, but nearest the school as measured by a straight line.

In cases of equal merit in each set of criteria, priority will go to children living nearest the school as measured by a straight line. Please refer to the Glossary of Terms on page 136 for further information.

	1 st	2 nd	3 rd
No. of Preferences received	42 52	5 7	5 6
No. of places allocated	4350		
Criterion allocated to	63		
No. of appeals heard	4		

Spaldwick Community Primary School

Royston Avenue, Spaldwick, Huntingdon, PE28 0TH

☎ 01480 890371

School Code	2222	Age Range	4 – 11
PAN for 2019	24	School Type	Community

Catchment Area: Spaldwick, Easton, Ellington, Grafham, Stow Longa, Barham and Woolley.

Oversubscription Criteria: Please see page 81.

	1 st	2 nd	3 rd
No. of Preferences received	14 30	5 10	3 6
No. of places allocated	1430		
Criterion allocated to	76		
No. of appeals heard	0		

St Anne's C of E Primary School

London Road, Godmanchester, Huntingdon, PE29 2WW

☎ 01480 375300

School Code	3384	Age Range	4 – 11
PAN for 2019	30	School Type	Voluntary Aided

Catchment Area: St Anne's Church of England Primary School services children from the catchment area which is the parish of Godmanchester, including the Roman's Edge development.

Oversubscription Criteria:

Children who have a statement of special educational needs that names the school will be allocated places ahead of all other applicants in either the religious or non-religious categories, as appropriate to information provided in their application. NB. Children with a statement of SEN that does not name the school will be referred to SAT to determine an appropriate place.

The School has a Published Admission Number (PAN) of 30, which is the maximum number of children who will be offered a place in the Reception Class (initial year of entry at age 4+).

Applications on Religious Grounds:

Up to a maximum of 10 places will be allocated to children whose parents make a successful application on Religious Grounds (R). See notes a, b, c below for definition of Religious Grounds. A completed Supplementary Information Form, giving details of the religious grounds, signed by a priest or minister of religion, will be required to confirm that the criteria are satisfied. Applications which are unsuccessful on

Religious Grounds (either because they do not meet the criteria, or because there are more applicants than the maximum of 10) will be treated as Non-Religious applications (N).

- R1.** Looked After Children who make a successful application on Religious Grounds
N1. Other Looked after Children
R2. Children **with a sibling** (see note d) already at the school who make a successful application on Religious Grounds
N2. Other children **with a sibling** (see note d) already at the school
R3. Children without a sibling at the school, who make a successful application on Religious Grounds.
N3. Other children without a sibling at the school who live in the published catchment area
N4. All other children.

Notes

- (a) Religious applications *within* each criteria R1, R2 and R3 are assessed in the following order of priority:
- Children who live in Godmanchester and whose parent(s)/guardian(s) attend the Parish Church of St Mary the Virgin, Godmanchester;
 - Children who live in Godmanchester, and whose parent(s)/guardian(s) attend a Church in Godmanchester
 - Children who live in Godmanchester, and whose parent(s)/guardian(s) attend a Church outside Godmanchester if there is no church of that denomination in Godmanchester
 - Children who do not live in Godmanchester and whose parent(s)/guardian(s) attend the Parish Church of St Mary the Virgin, Godmanchester
 - Children who do not live in Godmanchester and whose parent(s)/guardian(s) attend a church in Godmanchester
- (b) 'Church' is defined as one which is in membership either of Churches Together in England or of the Evangelical Alliance.
- (c) "Parents/guardians who attend church" are defined as attending divine worship or a public act of worship at least twice a month during the twelve months preceding 1st December prior to the year of entry to the Reception class of the school in September. For casual entries at any other time, it is twelve months prior to the date of application
- (d) To make an application under **R2** or **N2** (children with a sibling already at the school), the sibling must be at the school at the time of the application and must still be at the school at the time the applicant enters.

If there are more applicants than places available in the lowest applicable category, priority will be given to applicants who live the shortest straight line distance, as calculated by the Local Authority. In the unlikely event of the distance being equal, places will be decided by lottery.

Please refer to the Glossary of Terms on page 136 for further information.

	1 st	2 nd	3 rd
No. of Preferences received	27 26	19 24	22 29
No. of places allocated	2728		
Criterion allocated to	N4N4		
No. of appeals heard	-0		

St Helen's Primary School

☎ 01487 841468

Colne Road, Bluntisham, Huntingdon, PE28 3NY

School Code	5200	Age Range	4 – 11
PAN for 2019	30	School Type	Foundation

Catchment Area: Bluntisham and Colne

Oversubscription Criteria:

Children who have a Statement of Special Educational Need (SEN) / Education Health and Care Plan (EHCP) that names the school will be admitted. NB. Those children with a statement of SEN / EHCP that does not name the school will be referred to the Statutory Assessment Team (SAT) to determine an appropriate place..

- Looked After Children, or a child who was previously looked after but immediately after being looked after became subject to an adoption, a child arrangement order (resident order) or special guardianship order. A looked after child is a child who is a) in the care of a local authority, or b) being provided with accommodation by a local authority in the exercise of their social services functions (see the definition in section 22 (1) of the Children Act 1989)

2. Children living in the catchment area who have a sibling at the School at the time of admission;
3. Children living in the catchment area;
4. Children living outside the catchment area who have a sibling at the School at the time of admission;
5. Children living outside the catchment area.

In cases of equal merit priority will go to children living nearest the school by shortest straight line distance. Please refer to the Glossary of Terms on page 136 for further information.

	1 st	2 nd	3 rd
No. of Preferences received	29 27	20 34	8 3
No. of places allocated	3028		
Criterion allocated to	55		
No. of appeals heard	0		

St John's C of E Primary School

☎ 01480 375026

Sallowbush Road, Huntingdon, PE29 7LA

School Code	3072	Age Range	4 – 11
PAN for 2019	60	School Type	Academy

Catchment Area: All those roads including and enclosed within the following area: from A141, Abbots Ripton Rd to St Peters Rd (including Green Tiles Close, Tower Close, and Windover Rd) up to Redwongs Way; Redwongs Way to Poplar Close; California Rd from Poplar Close to Moorhouse Drive; west side of Moorhouse Drive; west side of Coneygear Rd to Norfolk Rd; north side of Norfolk Rd and in a direct line to A141; A141 back to Abbots Ripton Rd.

Oversubscription Criteria:

Children who have a Statement of Special Educational Need (SEN) / Education Health and Care Plan (EHCP) that names the school will be admitted. NB. Those children with a statement of SEN / EHCP that does not name the school will be referred to the Statutory Assessment Team (SAT) to determine an appropriate place..

1. Children in Care, also known as Looked After Children (LAC), and children who were previously looked after but ceased to be so by reason of adoption, a residence order (now known as a child arrangement order) or special guardianship order;
2. Children living in the catchment area with a sibling at the school at the time of admission;
3. Children living in the catchment area;
4. Children living outside the catchment area who have a sibling at the school at the time of admission;
5. Children living outside the catchment area who have applied and been unable to gain a place at their Cambridgeshire catchment area school because of oversubscription;
6. Children who live outside the catchment area, but nearest the school as measured by a straight line.

In cases of equal merit in each set of criteria, priority will go to children living nearest the school as measured by a straight line. Please refer to the Glossary of Terms on page 136 for further information.

	1 st	2 nd	3 rd
No. of Preferences received	59 45	19 29	14 24
No. of places allocated	5952		
Criterion allocated to	66		
No. of appeals heard	0		

St Mary's C of E Primary School

☎ 01480 398048

Wintringham Road, St Neots, PE19 1NX

School Code	2038	Age Range	3 – 11
PAN for 2019	30	School Type	Academy

Catchment Area: That part of St Neots south of the Cambridge Road and the school side of Henbrook Road.

Oversubscription Criteria:

Children who have a Statement of Special Educational Need (SEN) / Education Health and Care Plan (EHCP) that names the school will be admitted. NB. Those children with a statement of SEN / EHCP that does not name the school will be referred to the Statutory Assessment Team (SAT) to determine an appropriate place..

- Children in Care, also known as Looked After Children (LAC), and children who were previously looked after but ceased to be so by reason of adoption, a residence order (now known as a child arrangement order) or special guardianship order
- Children who qualify on religious grounds (in accordance with the trust deed of the school) and live within the catchment area.
 - Children of regular worshipping members of the Church of England and are commended by their priest.
 - Children of regular worshipping members of a non-Anglican Christian Church and are commended by their priest or minister.
- Children who may not be blood relatives, but who live in the same family home as children who are already attending the school at time of entry and live within the catchment area.
- Children who live within the catchment area of the school.
- Children who qualify on religious grounds (in accordance with the trust deed of the school) and live outside the catchment area.
 - Children of regular worshipping members of the Church of England and are commended by their priest.
 - Children of regular worshipping members of a non-Anglican Christian Church and are commended by their priest or minister.
- Children who may not be blood relatives, but who live in the same family home as children who are already attending the school at time of entry and live outside the catchment area.
- Children of parents, who, if not worshipping members of the Christian Church, nevertheless wish their child to attend a Church of England (aided) School because of its specifically religious emphasis.
- Those living closest to the school measured according to the shortest straight line distance.

In cases of equal merit priority will go to children living nearest the school by shortest straight line distance. Please refer to the Glossary of Terms on page 136 for further information.

Parents applying under the church criterion should have a reference from their religious leader. Priority will be given to members of St Mary's Parish Church.

Please see details of a new school in St Neots on page 109.

	1 st	2 nd	3 rd
No. of Preferences received	9 10	9 6	8 8
No. of places allocated	16 14		
Criterion allocated to	8 8		
No. of appeals heard	0		

Stilton C of E Primary School

Church Street, Stilton, PE7 3RF

☎ 01733 240480

School Code	3075	Age Range	4 – 11
PAN for 2019	30	School Type	Voluntary Controlled

Catchment Area: Stilton, Denton and Caldecote (Huntingdonshire)

Oversubscription Criteria: Please see page 81.

	1 st	2 nd	3 rd
No. of Preferences received	31 24	5 8	5 9
No. of places allocated	30 25		
Criterion allocated to	4 6		
No. of appeals heard	0		

Stukeley Meadows Primary School

Wertheim Way, Huntingdon, PE29 6UH

☎ 01480 398060

School Code	2443	Age Range	4 – 11
PAN for 2019	60	School Type	Community

Catchment Area: The Stukeley Meadows Housing Estate and Stukeley Road from the Spittals Roundabout to the Iron Railway Bridge.

Oversubscription Criteria: Please see page 81.

	1 st	2 nd	3 rd
No. of Preferences received	60 62	26 19	22 16
No. of places allocated	6060		
Criterion allocated to	66		
No. of appeals heard	1		

Thongsley Fields Primary and Nursery School

Butts Grove Way, Huntingdon, PE29 1PE

☎ 01480 375321

School Code	2454	Age Range	3– 11
PAN for 2019	60	School Type	Community

Catchment Area: all those roads including and enclosed within the following area: from A141, south side of Norfolk Road, east side of Coneygear Road from Norfolk Road to Moorhouse Drive; east side of Moorhouse Drive; California Road from Moorhouse Drive to Butts Grove Way; west side of Butts Grove Way; north side of Coneygear Road, and in a direct line to A141; A141 back to level with Norfolk Road.

Oversubscription Criteria: Please see page 81.

	1 st	2 nd	3 rd
No. of Preferences received	25 26	14 13	11 9
No. of places allocated	2528		
Criterion allocated to	66		
No. of appeals heard	0		

Thorndown Primary School

Hill Rise, St Ives, Huntingdon, PE27 6SE

☎ 01480 375103

School Code	2001	Age Range	4 – 11
PAN for 2019	90	School Type	Community

Catchment Area: Pupils who live on the north side of the A1123 from its junction with Ramsey Road westward and the area to the east of Ramsey Road, bounded on the south by Albemarle Road and the footway leading to the Burleigh Centre and on the north by Marley Road. (This includes the northern part of Ramsey Road, both sides of Albemarle Rd, Blenheim Dr, Valiant Rd, Canberra Dr, Edinburgh Dr, Marlborough Cl, Kent Cl, Burleigh Rd, Bedford Cres, Salisbury Cl, Grafton Cl, Rutland Cl, Windsor Cl, Manchester Way, Sandwich Cl, Devon Cl, Suffolk Cl, Arran Way, York Way and Norfolk Rd). Also included is the new housing development in Houghton Grange, the development north of Houghton Road to include Goldie Close, Garner Drive, Preston Close and Clan Drive, also Adams Drive, Knights Way, Goodman Close, and the bungalow by the electricity substation. The catchment also includes the new housing development in St Ives West, south of Houghton Road.

Oversubscription Criteria: Please see page 81.

	1 st	2 nd	3 rd
No. of Preferences received	73 71	47 45	20 25
No. of places allocated	7373		
Criterion allocated to	66		
No. of appeals heard	0		

Upwood Primary School

☎ 01487 813510

Ramsey Road, Upwood, Huntingdon, PE26 2QA

School Code	2226	Age Range	4 – 11
PAN for 2019	30	School Type	Community

Catchment Area: The Raveleys, Upwood including the former RAF Upwood base and housing, Wistow and Wistow Fen, north to Common Fen, west by Chapel Road to beyond the Methodist Church.

Oversubscription Criteria: Please see page 81.

	1 st	2 nd	3 rd
No. of Preferences received	33 25	26 17	11 15
No. of places allocated	3025		
Criterion allocated to	66		
No. of appeals heard	0		

Warboys Community Primary School

☎ 01487 822317

Humberdale Way, Warboys, Huntingdon, PE28 2RX

School Code	2256	Age Range	4 – 11
PAN for 2019	60	School Type	Community

Catchment Area: Oldhurst, Woodhurst, Fenton, Warboys Fen and Warboys.

Oversubscription Criteria: Please see page 81.

	1 st	2 nd	3 rd
No. of Preferences received	33 35	6 4	4 4
No. of places allocated	3535		
Criterion allocated to	64		
No. of appeals heard	0		

Westfield Junior School

☎ 01480 375005/6

Ramsey Road, St Ives, Huntingdon, PE27 5RG

School Code	2232	Age Range	7 – 11
PAN for 2019	80	School Type	Community

Catchment Area: see entry for Eastfield Infants School

Oversubscription Criteria:

Children who have a Statement of Special Educational Need (SEN) / Education Health and Care Plan (EHCP) that names the school will be admitted. NB. Those children with a statement of SEN / EHCP that does not name the school will be referred to the Statutory Assessment Team (SAT) to determine an appropriate place.

1. Children in Care, also known as Looked After Children (LAC) and children who were previously looked after but ceased to be so by reason of adoption, a residence order (now known as a child arrangement order) or special guardianship order;
2. Children who live in the catchment area, attend the partner infant school and who have a sibling at the school (or partner infant school) at the time of admission.
3. Children who live in the catchment area who have a sibling at the school (or partner infant school) at the time of admission.
4. Children who live in the catchment area and who attend the partner infant school.
5. Children living in the catchment area.
6. Children who live outside the catchment area, but attend the partner infant school and have a sibling at the school (or partner infant school) at the time of admission.
7. Children who live outside the catchment area, but have a sibling at the school (or partner infant school) at the time of admission.
8. Children who live outside the catchment area, but who attend the partner infant school.

9. Children living outside the catchment area who have applied and been unable to gain a place at their Cambridgeshire catchment area school because of oversubscription.
10. Children who live outside the catchment area, but nearest the school as measured by a straight line.

In cases of equal merit in each set of criteria, priority will go to children living nearest the school as measured by a straight line.

	1 st	2 nd	3 rd
No. of Preferences received	7875	00	00
No. of places allocated	7675		
Criterion allocated to	108		
No. of appeals heard	0		

Wheatfields Primary School

☎ 01480 466919

Nene Way, St Ives, Huntingdon, PE27 3WF

School Code	3392	Age Range	4 – 11
PAN for 2019	60	School Type	Foundation

Catchment Area: that part of St. Ives to the north of St. Audrey's Lane and east of Ramsey Road from its junction with the A1123, except the area to the north bounded by Ramsey Road, Albemarle Road, the footpath leading to Burleigh Centre and Marley Road.

Oversubscription Criteria:

Children who have a Statement of Special Educational Need (SEN) / Education Health and Care Plan (EHCP) that names the school will be admitted. NB. Those children with a statement of SEN / EHCP that does not name the school will be referred to the Statutory Assessment Team (SAT) to determine an appropriate place..

1. Children in Care, also known as Looked After Children (LAC) and children who were previously looked after but ceased to be so by reason of adoption, a residence order (now known as a child arrangement order) or special guardianship order
2. Children living in the catchment area with a sibling at the school at the time of admission;
3. Children living in the catchment area;
4. Children living outside the catchment area who have a sibling at the school at the time of admission;
5. Children living outside the catchment area, but nearest the school according to the shortest straight line distance.

In cases of equal merit in each set of criteria, priority will go to children living nearest the school as measured by a straight line. Please refer to the Glossary of Terms on page 136 for further information.

	1 st	2 nd	3 rd
No. of Preferences received	47 59	32 40	22 23
No. of places allocated	4760		
Criterion allocated to	65		
No. of appeals heard	0		

William de Yaxley C of E Junior School

☎01733 240323

Landsdowne Road, Yaxley, PE7 3JL

School Code	2027	Age Range	7 – 11
PAN for 2019	64	School Type	Academy

Catchment Area: Yaxley, south of Broadway, and odd numbers in Broadway

Oversubscription Criteria:

Children who have a Statement of Special Educational Need (SEN) / Education Health and Care Plan (EHCP) that names the school will be admitted. NB. Those children with a statement of SEN / EHCP that does not name the school will be referred to the Statutory Assessment Team (SAT) to determine an appropriate place..

1. Children in Care, also known as Looked After Children (LAC) and children who were previously looked after but ceased to be so by reason of adoption, a residence order (now known as a child arrangement order) or special guardianship order;
2. Children living in the catchment area with a sibling at the school at the time of admission;

3. Children of regular worshipping members of St Peter's Church, Yaxley who live within the catchment area;
4. Children of families within the catchment area who are regular worshipping members of a Christian Church;
5. Children living in the catchment area;
6. Children living outside the catchment area who have a sibling at the school at the time of admission;
7. Children of regular worshipping members of St Peter's Church, Yaxley who live outside the catchment area;
8. Children of families outside the catchment area who are regular worshipping members of a Christian church;
9. Children living outside the catchment area.

To be considered under criteria 3, 4, 7 or 8, you must enclose with your application a completed Supplementary Information Form.

In cases of equal merit priority will go to children who have attended Yaxley Infant School and then living nearest the school by shortest straight line distance. Please refer to the Glossary of Terms on page 136 for further information.

	1 st	2 nd	3 rd
No. of Preferences received	4054	21	0 0
No. of places allocated	4054		
Criterion allocated to	99		
No. of appeals heard	0		

Winhills Primary School

☎01480 211626

Duck Lane, Eynesbury, St Neots, PE19 2DX

School Code	2005	Age Range	3 – 11
PAN for 2019	45	School Type	Academy

Catchment Area: The area bounded by the railway to the east, Potton Road (both sides) east side of Cromwell Road to its junction of Hen Brook, Hen Brook to Duck Lane, Duck Lane to Mallard Lane and a line to Cromwell Road and to include the whole of the Eynesbury Manor housing development.

Oversubscription Criteria:

Children who have a Statement of Special Educational Need (SEN) / Education Health and Care Plan (EHCP) that names the school will be admitted. NB. Those children with a statement of SEN / EHCP that does not name the school will be referred to the Statutory Assessment Team (SAT) to determine an appropriate place..

1. Children in Care, also known as Looked After Children (LAC) and children who were previously looked after but ceased to be so by reason of adoption, a residence order (now known as a child arrangement order) or special guardianship order;
2. Children living in the catchment area with a sibling at the school at the time of admission.
3. Children living in the catchment area.
4. Children living outside the catchment area who have a sibling at the school at the time of admission.
5. Children living outside the catchment area who have applied and been unable to gain a place at their Cambridgeshire catchment area school because of oversubscription.
6. Children who live outside the catchment area, but nearest the school as measured by a straight line.

In cases of equal merit in each set of criteria, priority will go to children living nearest the school as measured by a straight line. Please refer to the Glossary of Terms on page 136 for further information.

Please see details of a new school in St Neots on page 109.

	1 st	2 nd	3 rd
No. of Preferences received	27 22	9 7	14 12
No. of places allocated	3944		
Criterion allocated to	66		
No. of appeals heard	0		

Wintringham Park Primary School

TBC

TBC

School Code	9981	Age Range	4 – 11
PAN for 2019	10	School Type	Academy

Catchment Area: TBC

A new St Neots primary school will open in September 2018 as part of the St Neots Eastern Expansion. It will be a 4-11 primary school and will also have early years provision on site. The school will be in temporary facilities initially and will move into permanent accommodation for September 2019.

It will initially only offer places to Reception and Year 1 children to join the school from September 2018. The school will be expected to admit in other year groups as the first phases of the Eastern Expansion grow following the school opening in September 2018.

Oversubscription Criteria:

Children who have a Statement of Special Educational Need (SEN) / Education Health and Care Plan (EHCP) that names the school will be admitted. NB. Those children with a statement of SEN / EHCP that does not name the school will be referred to the Statutory Assessment Team (SAT) to determine an appropriate place.

1. Looked after children and children who were previously looked after but immediately after being looked after became subject to adoption, a child arrangements order, or special guardianship order;
2. Priority will next be given to children living within the catchment area. Children living on the boundary line will be considered to be living within the catchment area.
3. Priority will next be given to 3 children eligible to be registered/registered as eligible for free school meals. Evidence of eligibility will need to be submitted with the application.
4. Priority will next be given to the siblings of pupils attending the school at the time the application is received. Where an older sibling is in Year 6 siblings will not be prioritised under this criterion.
5. Other children.

In cases of equal merit in each set of criteria, priority will go to children living nearest the school as measured by a straight line. Please refer to the Glossary of Terms on page 136 for further information.

Further information about the new school can be seen at:

<https://www.cambridgeshire.gov.uk/residents/children-and-families/schools-&-learning/school-changes-&-consultations/new-primary-school-for-st-neots-eastern-expansion/>

	1 st	2 nd	3 rd
No. of Preferences received	3	13	6
No. of places allocated	6		
Criterion allocated to	5		
No. of appeals heard			

Wyton on the Hill Primary School

01480 452032

Cambridge Square, Wyton on the Hill, Huntingdon, PE28 2JB

School Code	2240	Age Range	4 – 11
PAN for 2019	30	School Type	Community

Catchment Area: Wyton on the Hill

Oversubscription Criteria: Please see page 81.

	1 st	2 nd	3 rd
No. of Preferences received	24 24	10 3	2 8
No. of places allocated	2426		
Criterion allocated to	63		
No. of appeals heard	0		

Yaxley Infant School

Main Street, Yaxley, PE7 3LU

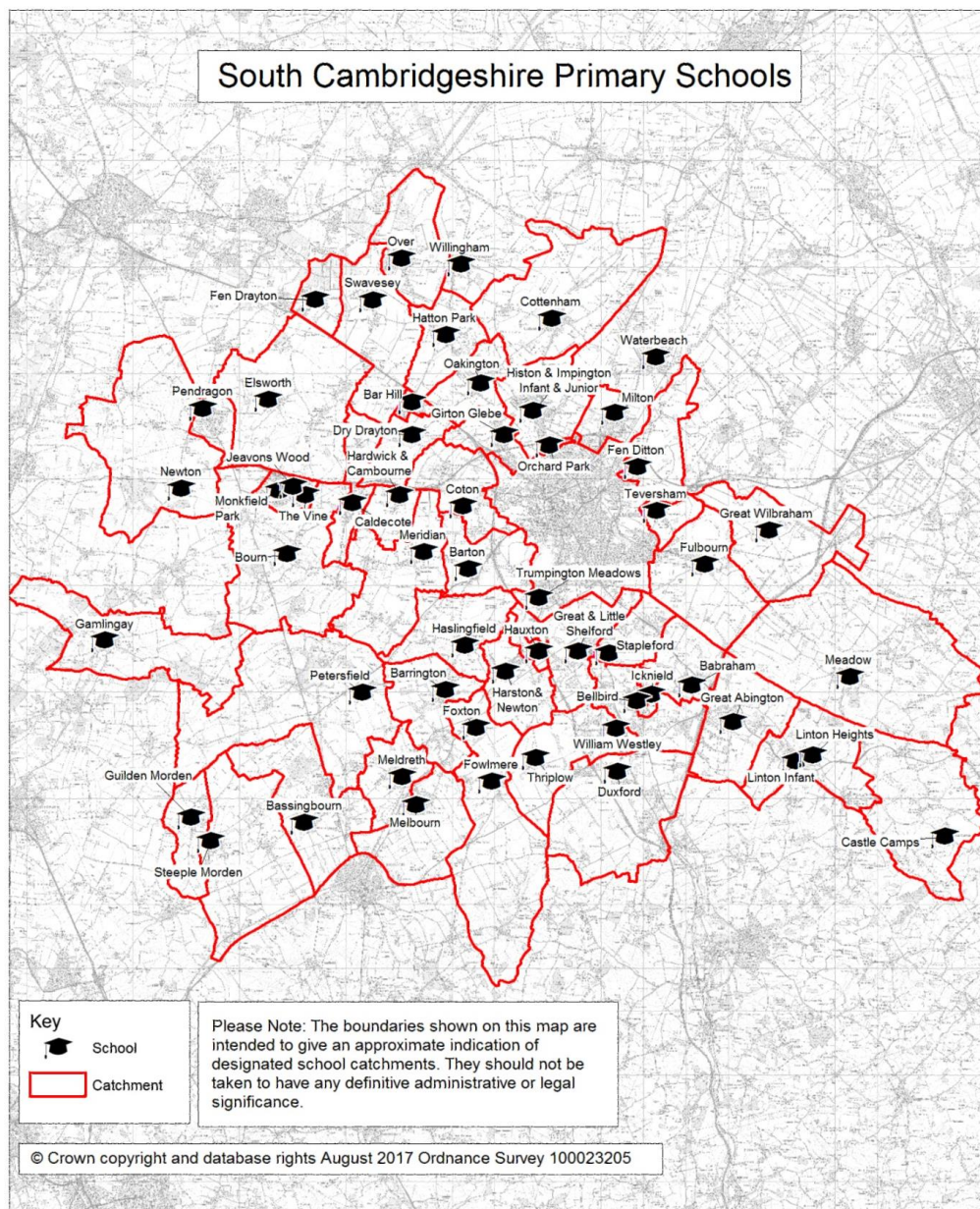
☎ 01733 240918

School Code	2254	Age Range	4 – 7
PAN for 2019	60	School Type	Community

Catchment Area: Yaxley, south of Broadway and odd numbers in Broadway

Oversubscription Criteria: Please see page 81.

	1st	2nd	3rd
No. of Preferences received	34 45	33 40	9 12
No. of places allocated	4659		
Criterion allocated to	66		
No. of appeals heard	0		



Oversubscription Criteria for Community and Voluntary Controlled schools

Oversubscription Criteria:

Children who have a Statement of Special Educational Need (SEN) / Education Health and Care Plan (EHCP) that names the school will be admitted. NB. Those children with a statement of SEN / EHCP that does not name the school will be referred to the Statutory Assessment Team (SAT) to determine an appropriate place..

1. Children in Care, also known as Looked After Children (LAC) and children who were previously looked after but ceased to be so by reason of adoption, a residence order (now known as a child arrangement order) or special guardianship order;
2. Children living in the catchment area with a sibling at the school at the time of admission;
3. Children living in the catchment area;
4. Children living outside the catchment area who have a sibling at the school at the time of admission;
5. Children living outside the catchment area who have applied and been unable to gain a place at their Cambridgeshire catchment area school because of oversubscription;
6. Children who live outside the catchment area, but nearest the school as measured by a straight line.

In cases of equal merit in each set of criteria, priority will go to children living nearest the school as measured by a straight line. Please refer to the Glossary of Terms on page 136 for further information.

Babraham C of E Primary School
High Street, Babraham, Cambridgeshire, CB22 3AG

☎ 01223 832322

School Code	3000	Age Range	4 – 11
PAN for 2019	132	School Type	Academy

The PAN for 2018-19 was 12.

Catchment Area: Babraham

Oversubscription Criteria:

Children who have a Statement of Special Educational Need (SEN) / Education Health and Care Plan (EHCP) that names the school will be admitted. NB. Those children with a statement of SEN / EHCP that does not name the school will be referred to the Statutory Assessment Team (SAT) to determine an appropriate place..

1. Children in Care, also known as Looked After Children (LAC) and children who were previously looked after but ceased to be so by reason of adoption, a residence order (now known as a child arrangement order) or special guardianship order;
2. Children living in the catchment area with a sibling at the school at the time of admission;
3. Children living in the catchment area;
4. Children living outside the catchment area who have a sibling at the school at the time of admission;
5. Children living outside the catchment area who have applied and been unable to gain a place at their Cambridgeshire catchment area school because of oversubscription;
6. Children who live outside the catchment area, but nearest the school as measured by a straight line.

In cases of equal merit in each set of criteria, priority will go to children living nearest the school as measured by a straight line. Please refer to the Glossary of Terms on page 136 for further information.

	1 st	2 nd	3 rd
No. of Preferences received	22 12	38 25	18 28
No. of places allocated	1212		
Criterion allocated to	46		
No. of appeals heard	0		

Bar Hill Primary School

Gladeside, Bar Hill, Cambridgeshire, CB23 8DY

☎ 01954 273305

School Code	2058	Age Range	4 – 11
PAN for 2019	60	School Type	Community

Catchment Area: Bar Hill

Oversubscription Criteria: Please see above.

	1 st	2 nd	3 rd
No. of Preferences received	41 59	9 9	11 9
No. of places allocated	4460		
Criterion allocated to	44		
No. of appeals heard	4		

Barrington C of E Primary School

☎ 01223 712273

Haslingfield Road, Barrington, Cambridgeshire, CB22 7RG

School Code	3001	Age Range	4 – 11
PAN for 2019	20	School Type	Voluntary Controlled

Catchment Area: Barrington and Shepreth

Oversubscription Criteria: Please see page 111.

	1 st	2 nd	3 rd
No. of Preferences received	12 46	11 42	3 2
No. of places allocated	1248		
Criterion allocated to	36		
No. of appeals heard	0		

Barton C of E Primary School

☎ 01223 262474

School Lane, Barton, Cambridgeshire, CB23 7BD

School Code	3301	Age Range	4 – 11
PAN for 2019	20	School Type	Voluntary Aided

Catchment Area: Barton and Grantchester

Oversubscription Criteria:

Children who have a Statement of Special Educational Need (SEN) / Education Health and Care Plan (EHCP) that names the school will be admitted. NB. Those children with a statement of SEN / EHCP that does not name the school will be referred to the Statutory Assessment Team (SAT) to determine an appropriate place..

1. Children in Care, also Looked After Children (LAC), and children who were looked after but ceased to be so by reason of adoption, a child arrangement order (resident order) or special guardianship order;
2. Children living within the county parishes of Barton and Grantchester (the school catchment area);
3. Children who have a sibling at the school at the date of admission;
4. Children whose families are involved in the life and work of St Peter's Church Barton or the Church of St Andrew & St Mary, Grantchester but who live outside the school catchment area;
5. Children whose families are involved in the life and work of any other Christian church, who live outside the catchment area, and who choose Barton because of its Church Aided status;
6. Children of staff where the member of staff has been employed at the school for two or more years at the time at which the application for admission to the school is made;
7. Children whose parents have expressed a wish for their child to attend Barton School.

A completed Reference Form (Supplementary Information Form) will be required to confirm a family's involvement in the life and work of St Peter's Church, Barton, the Church of St Andrew and St Mary, Grantchester or any other Christian church and any positive responses under this criterion will be treated equally.

In cases of equal merit in each set of criteria, priority will go to children living nearest the school as measured by a straight line. Please refer to the Glossary of Terms on page 136 for further information.

	1 st	2 nd	3 rd
No. of Preferences received	12 42	17 7	9 8
No. of places allocated	1242		
Criterion allocated to	77		

No. of appeals heard	0
----------------------	---

Bassingbourn Primary School

☎ 01763 242460

Brook Road, Bassingbourn Cum Kneesworth, SG8 5NP

School Code	2002	Age Range	4 – 11
PAN for 2019	50	School Type	Community* * Proposed conversion to Academy

Catchment Area: Bassingbourn, Shingay-cum-Wendy, Kneesworth

Oversubscription Criteria: Please see page 111.

	1 st	2 nd	3 rd
No. of Preferences received	43 41	14 11	4 6
No. of places allocated	4444		
Criterion allocated to	66		
No. of appeals heard	0		

The Bellbird Primary School

☎ 01223 833216

Link Road, Sawston, Cambridgeshire, CB22 3GB

School Code	3943	Age Range	4 – 11
PAN for 2019	6045	School Type	Community

The PAN for 2018-19 was 45.

Catchment Area: Sawston – west of a line extending to the northern boundary and passing through the water tower (Babraham Road) to Church Lane, and also to the south to include High Street London Road developments and Pampisford.

Oversubscription Criteria: Please see page 111.

*Overadmissions were made for 2018 entry to meet local need.

	1 st	2 nd	3 rd
No. of Preferences received	55 51	15 16	23 15
No. of places allocated	60*45		
Criterion allocated to	66		
No. of appeals heard	3		

Bourn C of E Primary Academy

☎ 01954 719282

Riddy Lane, Bourn, Cambridgeshire, CB23 2SP

School Code	3002	Age Range	4 – 11
PAN for 2019	28	School Type	Academy

Catchment Area: Bourn, Caxton, Kingston and Longstowe

Oversubscription Criteria:

Children who have a Statement of Special Educational Need (SEN) / Education Health and Care Plan (EHCP) that names the school will be admitted. NB. Those children with a statement of SEN / EHCP that does not name the school will be referred to the Statutory Assessment Team (SAT) to determine an appropriate place..

1. Children in Care, also known as Looked After Children (LAC) and children who were previously looked after but ceased to be so by reason of adoption, a residence order (now known as a child arrangement order) or special guardianship order;
2. Children living in the School's catchment area with a sibling (child living in the same home) at the School at the time of admission.
3. Children living outside the catchment area with a sibling (child living in the same home) at the school at the time of admission.
4. Children living in the catchment area.

Formatted: Font: Not Bold

5. Children of staff where the member of staff has been employed at the school for two or more years at the time at which the application for admission to the school is made
6. Other children whose parents have expressed a wish for their child to attend Bourn Primary.

In cases of equal merit in each set of criteria, priority will go to children living nearest the school as measured by a straight line. Please refer to the Glossary of Terms on page 136 for further information.

	1 st	2 nd	3 rd
No. of Preferences received	34 30	23 20	10 9
No. of places allocated	2828		
Criterion allocated to	66		
No. of appeals heard	2		

Caldecote Primary School

☎ 01954 210263

Highfields Road, Highfields, Caldecote, Cambridgeshire, CB23 7NX

School Code	2004	Age Range	4 – 11
PAN for 2019	30	School Type	Community

Catchment Area: Caldecote (South Cambridgeshire) and Childerley

Oversubscription Criteria: Please see page 111.

	1 st	2 nd	3 rd
No. of Preferences received	21 26	11 15	8 3
No. of places allocated	2426		
Criterion allocated to	66		
No. of appeals heard	0		

Castle Camps C of E Primary School

☎ 01799 584270

Church Lane, Castle Camps, Cambridgeshire, CB21 4TH

School Code	3008	Age Range	3-11
PAN for 2019	20	School Type	Voluntary Controlled

Catchment Area: Castle Camps, Shudy Camps, Camps End, Horseheath, Cardinals Green bounded to the south and east by county boundaries.

Oversubscription Criteria: Please see page 111.

	1 st	2 nd	3 rd
No. of Preferences received	20 18	12 8	6 57
No. of places allocated	2020		
Criterion allocated to	66		
No. of appeals heard	0		

Coton C of E Primary School

☎ 01954 210339

Whitwell Way, Coton, Cambridgeshire, CB23 7PW

School Code	3011	Age Range	4 – 11
PAN for 2019	20	School Type	Voluntary Controlled

Catchment Area: Coton and Madingley

Oversubscription Criteria: Please see page 111.

	1 st	2 nd	3 rd
No. of Preferences received	19 13	9 7	8 8
No. of places allocated	2013		

Criterion allocated to	66
No. of appeals heard	0

Cottenham Primary School

☎ 01954 250227

Lamb's Lane, Cottenham, Cambridgeshire, CB24 8TA

School Code	2006	Age Range	4 – 11
PAN for 2019	90	School Type	Community

Catchment Area: Cottenham and Rampton

Oversubscription Criteria: Please see page 111.

	1 st	2 nd	3 rd
No. of Preferences received	65 69	18 15	13 17
No. of places allocated	67 69		
Criterion allocated to	66		
No. of appeals heard	0		

Dry Drayton C of E Primary School

☎ 01954 780618

Park Street, Dry Drayton, Cambridgeshire, CB23 8DA

School Code	3012	Age Range	4 – 11
PAN for 2019	10	School Type	Voluntary Controlled

Catchment Area: Dry Drayton

Oversubscription Criteria: Please see page 111.

	1 st	2 nd	3 rd
No. of Preferences received	7 10	1 9	3 4
No. of places allocated	7 10		
Criterion allocated to	36		
No. of appeals heard	0		

Duxford C of E Primary School

☎ 01223 712108

St John's Street, Duxford, Cambridgeshire, CB22 4RA

School Code	3041	Age Range	4 – 11
PAN for 2019	35	School Type	Voluntary Controlled

* An additional place was offered to meet catchment need.

Catchment Area: Duxford, Heathfields, Ickleton and Hinxtun

Oversubscription Criteria: Please see page 111.

	1 st	2 nd	3 rd
No. of Preferences received	21 38	20 13	11 5
No. of places allocated	22 36*		
Criterion allocated to	63		
No. of appeals heard	2		

Elsworth C of E Primary School

☎ 01954 267272

Broad End, Elsworth, Cambridgeshire, CB23 4JD

School Code	3308	Age Range	4 – 11
PAN for 2019	20	School Type	Voluntary Aided

Catchment Area: Elsworth, Conington, Boxworth, Knapwell as well as a wider area on religious grounds

Oversubscription Criteria:

Children who have a Statement of Special Educational Need (SEN) / Education Health and Care Plan (EHCP) that names the school will be admitted. NB. Those children with a statement of SEN / EHCP that does not name the school will be referred to the Statutory Assessment Team (SAT) to determine an appropriate place..

1. Children in Care, also known as Looked After Children (LAC) and children who -were previously looked after but ceased to be so by reason of adoption, a residence order (now known as a child arrangement order) or special guardianship order
2. Children living in the catchment area with a sibling at the school at time of admission.
3. Children living in the catchment area.
4. Children living outside the catchment area who have a sibling at the school at the time of admission.
5. Children living outside the catchment area but are children of regular worshipping members of the Church of England.
6. Children living outside of catchment whose parents have chosen for their children to attend a Church of England school because of the school ethos.
7. Children living outside of catchment who have been unable to gain a place at their catchment area school because of oversubscription.
8. Then, priority will be given to children living outside the catchment area, but nearest to the school according to the shortest straight line distance.

Applicants from outside of the catchment area must also write a letter giving their reasons for choosing Elsworth. This letter must be submitted to the school.

In cases of equal merit priority will go to children living nearest the school by shortest straight line distance. Please refer to the Glossary of Terms on page 136 for further information.

	1 st	2 nd	3 rd
No. of Preferences received	13 12	17 21	5 8
No. of places allocated	1413		
Criterion allocated to	86		
No. of appeals heard	0		

Fen Ditton Community Primary School

☎ 01223 292342

Horningsea Road, Fen Ditton, Cambridge, CB5 8SZ

School Code	2009	Age Range	4 – 11
PAN for 2019	25	School Type	Academy

Catchment Area: Fen Ditton, Horningsea and Clayhithe

Oversubscription Criteria:

Children who have a Statement of Special Educational Need (SEN) / Education Health and Care Plan (EHCP) that names the school will be admitted. NB. Those children with a statement of SEN / EHCP that does not name the school will be referred to the Statutory Assessment Team (SAT) to determine an appropriate place.

1. Children in Care, also known as Looked After Children (LAC) and children who were previously looked after but ceased to be so by reason of adoption, a residence order (now known as a child arrangement order) or special guardianship order;
2. Children living in the catchment area with a sibling at the school at the time of admission;
3. Children living in the catchment area;
4. Children living outside the catchment area who have a sibling at the school at the time of admission;
5. Children living outside the catchment area who have applied and been unable to gain a place at their Cambridgeshire catchment area school because of oversubscription;
6. Children who live outside the catchment area, but nearest the school as measured by a straight line.

In cases of equal merit in each set of criteria, priority will go to children living nearest the school as measured by a straight line. Please refer to the Glossary of Terms on page 136 for further information.

	1 st	2 nd	3 rd
No. of Preferences received	30 24	9 16	10 7
No. of places allocated	2525		
Criterion allocated to	66		
No. of appeals heard	0		

Fen Drayton Primary School

☎ 01954 273346

Cootes Lane, Fen Drayton, Cambridgeshire, CB24 4SL

School Code	2010	Age Range	4 – 11
PAN for 2019	15	School Type	Community

Catchment Area: Fen Drayton

Oversubscription Criteria: Please see page 111.

	1 st	2 nd	3 rd
No. of Preferences received	23 10	16 18	6 9
No. of places allocated	1514		
Criterion allocated to	46		
No. of appeals heard	0		

Fenstanton and Hilton Primary School

☎ 01480 375055

School Lane, Fenstanton, Huntingdon, PE28 9JR

School Code	2208	Age Range	4 – 11
PAN for 2019	40	School Type	Community

Catchment Area: Hilton and Fenstanton (excluding London Road, St Ives)

Oversubscription Criteria: Please see page 111.

	1 st	2 nd	3 rd
No. of Preferences received	28 43	17 14	12 12
No. of places allocated	3340		
Criterion allocated to	63		
No. of appeals heard	0		

Fowlmere Primary School

☎ 01763 208203

The Butts, Fowlmere, Royston, SG8 7SL

School Code	2011	Age Range	4 – 11
PAN for 2019	17	School Type	Community

Catchment Area: Fowlmere, Great and Little Chishall, Chishall Grange and Heydon

Oversubscription Criteria: Please see page 111.

	1 st	2 nd	3 rd
No. of Preferences received	13 13	5 5	3 6
No. of places allocated	1314		
Criterion allocated to	46		
No. of appeals heard	0		

Foxton Primary School

☎ 01223 712447

11 Hardman Road, Foxton, Cambridgeshire, CB22 6RN

School Code	2012	Age Range	4 – 11
PAN for 2019	17	School Type	Community

Catchment Area: Foxton

Oversubscription Criteria: Please see page 111.

	1 st	2 nd	3 rd
No. of Preferences received	8 13	6 2	6 7
No. of places allocated	814		
Criterion allocated to	66		
No. of appeals heard	0		

Fulbourn Primary School

☎ 01223 712525

School Lane, Fulbourn, Cambridgeshire, CB21 5BH

School Code	2328	Age Range	4 – 11
PAN for 2019	45	School Type	Community

Catchment Area: Fulbourn

Oversubscription Criteria: Please see page 111.

	1 st	2 nd	3 rd
No. of Preferences received	44 44	11 8	4 4
No. of places allocated	4546 [±]		
Criterion allocated to	46		
No. of appeals heard	0		

Gamlingay First School

☎ 01767 650208

Green End, Gamlingay, SG19 3LE

School Code	2014	Age Range	4 – 11
PAN for 2019	48	School Type	Academy

Catchment Area: Everton Heath, East Hatley, Hatley St George, Gamlingay and Tetworth

Oversubscription Criteria:

Children who have a Statement of Special Educational Need (SEN) / Education Health and Care Plan (EHCP) that names the school will be admitted. NB. Those children with a statement of SEN / EHCP that does not name the school will be referred to the Statutory Assessment Team (SAT) to determine an appropriate place..

1. Children in Care, also known as Looked After Children (LAC) and children who were previously looked after but ceased to be so by reason of adoption, a residence order (now known as a child arrangement order) or special guardianship order;
2. Children living in the catchment area with a sibling at the school at the time of admission;
3. Children living in the catchment area;
4. Children living outside the catchment area who have a sibling at the school at the time of admission;
5. Children living outside the catchment area who have applied and been unable to gain a place at their Cambridgeshire catchment area school because of oversubscription;
6. Children who live outside the catchment area, but nearest the school as measured by a straight line.

In cases of equal merit in each set of criteria, priority will go to children living nearest the school as measured by a straight line. Please refer to the Glossary of Terms on page 136 for further information.

	1 st	2 nd	3 rd
--	-----------------	-----------------	-----------------

No. of Preferences received	39 41	6 1	2 3
No. of places allocated	3942		
Criterion allocated to	64		
No. of appeals heard	0		

Girton Glebe Primary School

☎ 01223 276484

Cambridge Road, Girton, Cambridgeshire, CB3 0PN

School Code	2015	Age Range	4 – 11
PAN for 2019	30	School Type	Community

Catchment Area: Girton

Oversubscription Criteria: Please see page 111.

	1 st	2 nd	3 rd
No. of Preferences received	26 17	32 34	23 17
No. of places allocated	26 19		
Criterion allocated to	66		
No. of appeals heard	0		

Great and Little Shelford C of E Primary School

☎ 01223 843107

Church Street, Great Shelford, Cambridgeshire, CB22 5EL

School Code	3310	Age Range	4 – 11
PAN for 2019	30	School Type	Voluntary Aided

Catchment Area: Great Shelford, Little Shelford as well as wider on religious grounds

Oversubscription Criteria:

Children who have a Statement of Special Educational Need (SEN) / Education Health and Care Plan (EHCP) that names the school will be admitted. NB. Those children with a statement of SEN / EHCP that does not name the school will be referred to the Statutory Assessment Team (SAT) to determine an appropriate place.

- Children in Care, also known as Looked After Children (LAC), and children who were looked after but ceased to be so by reason of adoption, a child arrangement order (resident order) or special guardianship order (supportive evidence will be required);
- Children living in the parishes of Great and Little Shelford using the following criteria in order:
 - The attendance of a brother or sister at the time of admission;
 - Children whose families are involved in the life and work of St Mary's Church, Great Shelford or All Saint's Church, Little Shelford in the following order of priority: i) families at the heart of their church ii) families attached to their church iii) families known to their church
 - Children whose families are involved in the life and work of any other Christian church in the following order of priority: i) families at the heart of their church ii) families attached to their church iii) families known to their church
 - Children living closest to the school according to the shortest straight line distance
- Children applying from outside Great and Little Shelford using the same criteria and in order as in 2) above.

Under criteria 2 and 3 above, applications made under sub-sections b) and c) must be supported by the completion of the school's Supplementary Information Form. This SIF should be submitted to the school by the application deadline. In case of equal merit, priority will go to children living nearest to the school according to the shortest straight line distance. Please refer to the Glossary of Terms on page 136 for further information.

	1 st	2 nd	3 rd
No. of Preferences received	39 45	29 28	17 10
No. of places allocated	30 30		
Criterion allocated to	2d 2d		
No. of appeals heard	1		

Great Abington Primary School

☎ 01223 891362

High Street, Great Abington, Cambridgeshire, CB21 6AE

School Code	2016	Age Range	4 – 11
PAN for 2019	20	School Type	Community

Catchment Area: Great Abington, Little Abington and Hildersham

Oversubscription Criteria: Please see page 111.

	1 st	2 nd	3 rd
No. of Preferences received	16 18	31 15	9 9
No. of places allocated	1720		
Criterion allocated to	66		
No. of appeals heard	0		

Great Wilbraham C of E Primary School

☎ 01223 880408

Church Street, Wilbraham, Cambridgeshire, CB21 5JQ

School Code	3017	Age Range	3 – 11
PAN for 2019	15	School Type	Voluntary Controlled

Catchment Area: Great Wilbraham, Little Wilbraham and Six Mile Bottom

Oversubscription Criteria: Please see page 111.

	1 st	2 nd	3 rd
No. of Preferences received	13 11	7 5	7 14
No. of places allocated	1312		
Criterion allocated to	66		
No. of appeals heard	0		

Guilden Morden C of E Primary School

☎ 01763 852318

Pound Green, Guilden Morden, SG8 0JZ

School Code	2042	Age Range	4 – 11
PAN for 2019	12	School Type	Academy

Catchment Area: Guilden Morden

Oversubscription Criteria:

Children who have a Statement of Special Educational Need (SEN) / Education Health and Care Plan (EHCP) that names the school will be admitted. NB. Those children with a statement of SEN / EHCP that does not name the school will be referred to the Statutory Assessment Team (SAT) to determine an appropriate place..

1. Children in Care, also known as Looked After Children (LAC) and children who were previously looked after but ceased to be so by reason of adoption, a residence order (now known as a child arrangement order) or special guardianship order;
2. Children living in the catchment area with a sibling at the school at the time of admission;
3. Children living in the catchment area;
4. Children living outside the catchment area who have a sibling at the school at the time of admission;
5. Children living outside the catchment area who have applied and been unable to gain a place at their Cambridgeshire catchment area school because of oversubscription;
6. Children who live outside the catchment area, but nearest the school as measured by a straight line.

In cases of equal merit in each set of criteria, priority will go to children living nearest the school as measured by a straight line. Please refer to the Glossary of Terms on page 136 for further information.

	1 st	2 nd	3 rd
No. of Preferences received	5 4	3 2	1 4
No. of places allocated	54		
Criterion allocated to	46		
No. of appeals heard	0		

Hardwick and Cambourne Community Primary School - Hardwick

Limes Road, Hardwick, Cambridgeshire, CB23 7RE
Sheepfold Lane, Cambourne, CB23 6FR

☎ 01954 210070

School Code	2315	Age Range	2 – 11
PAN for 2019	105	School Type	Community

The catchment area will now serve the village of Hardwick, and the whole of Cambourne.

Oversubscription Criteria: Please see page 111

	1 st	2 nd	3 rd
No. of Preferences received	68 93	39 41	25 39
No. of places allocated	7696		
Criterion allocated to	66		
No. of appeals heard	0		

Harston and Newton Primary School

☎ 01223 870345

High Street, Harston, Cambridgeshire, CB22 7PX

School Code	2018	Age Range	4 – 11
PAN for 2019	25	School Type	Community

Catchment Area: Harston and Newton

Oversubscription Criteria: Please see page 111

Harston and Newton Primary School

	1 st	2 nd	3 rd
No. of Preferences received	11 23	14 9	10 23
No. of places allocated	1526*		
Criterion allocated to	66		
No. of appeals heard	0		

Haslingfield Primary School

☎ 01223 870457

High Street, Haslingfield, Cambridgeshire, CB23 1JW

School Code	3035	Age Range	4 – 11
PAN for 2019	20	School Type	Voluntary Controlled

Catchment Area: Haslingfield and Harlton

Oversubscription Criteria: Please see page 111.

*Additional places were offered to meet catchment need.

	1 st	2 nd	3 rd
No. of Preferences received	27 14	4 12	7 13
No. of places allocated	24*14		
Criterion allocated to	36		
No. of appeals heard	0		

Hatton Park Primary School

☎ 01954 273315

Hatton's Park, Longstanton, Cambridgeshire, CB24 3DL

School Code	2007	Age Range	4 – 11
PAN for 2019	30	School Type	Academy

Catchment Area: Longstanton

Oversubscription Criteria:

Children who have a Statement of Special Educational Need (SEN) / Education Health and Care Plan (EHCP) that names the school will be admitted. NB. Those children with a statement of SEN / EHCP that does not name the school will be referred to the Statutory Assessment Team (SAT) to determine an appropriate place..

1. Children in Care, also known as Looked After Children (LAC) and children who were previously looked after but ceased to be so by reason of adoption, a residence order (now known as a child arrangement order) or special guardianship order;
2. Children living in the catchment area with a sibling at the school at the time of admission.
3. Children living in the catchment area.
4. Children living outside the catchment area who have a sibling at the school at the time of admission.
5. Children living outside the catchment area who have applied and been unable to gain a place at their Cambridgeshire catchment area school because of oversubscription.
6. Children who live outside the catchment area, but nearest the school as measured by a straight line.

In cases of equal merit in each set of criteria, priority will go to children living nearest the school as measured by a straight line. Please refer to the Glossary of Terms on page 136 for further information.

*Additional places were offered to meet local need.

	1 st	2 nd	3 rd
No. of Preferences received	46 47	11 16	4 6
No. of places allocated	47*45*		
Criterion allocated to	63		
No. of appeals heard	0		

Hauxton Primary School

☎ 01223 870364

Jopling Way, Hauxton, Cambridgeshire, CB22 5HY

School Code	2205	Age Range	4 – 11
PAN for 2019	15	School Type	Community

Catchment Area: Hauxton

Oversubscription Criteria: Please see page 111.

	1 st	2 nd	3 rd
No. of Preferences received	14 16	5 15	10 14
No. of places allocated	15 15		
Criterion allocated to	66		
No. of appeals heard	0		

Histon and Impington Infant School

☎ 01223 568826

New School Road, Histon, Cambridgeshire, CB24 9LL

School Code	2319	Age Range	4 – 7
PAN for 2019	90	School Type	Academy

Catchment Area: Histon and Impington

Oversubscription Criteria:

Children who have a Statement of Special Educational Need (SEN) / Education Health and Care Plan (EHCP) that names the school will be admitted. NB. Those children with a statement of SEN / EHCP that does not name the school will be referred to the Statutory Assessment Team (SAT) to determine an appropriate place..

1. Children in Care, also known as Looked After Children (LAC) and children who were previously looked after but ceased to be so by reason of adoption, a residence order (now known as a child arrangement order) or special guardianship order;
2. Children living in the catchment area with a sibling at the school (or partner junior school) at the time of admission.
3. Children living in the catchment area.
4. Children living outside the catchment area who have a sibling at the school (or partner junior school) at the time of admission.
5. Children living outside the catchment area who have applied and been unable to gain a place at their Cambridgeshire catchment area school because of oversubscription.
6. Children who live outside the catchment area, but nearest the school as measured by a straight line.

In cases of equal merit in each set of criteria, priority will go to children living nearest the school as measured by a straight line. Please refer to the Glossary of Terms on page 136 for further information.

* Additional places were offered to meet local need

	1 st	2 nd	3 rd
No. of Preferences received	106 96	48 39	30 18
No. of places allocated	103*98*		
Criterion allocated to	66		
No. of appeals heard	0		

Histon and Impington Junior School

☎ 01223 712192

The Green, Histon, Cambridgeshire, CB24 9JA

School Code	2318	Age Range	7 – 11
PAN for 2019	90	School Type	Academy

Catchment Area: Histon and Impington

Oversubscription Criteria:

Children who have a Statement of Special Educational Need (SEN) / Education Health and Care Plan (EHCP) that names the school will be admitted. NB. Those children with a statement of SEN / EHCP that does not name the school will be referred to the Statutory Assessment Team (SAT) to determine an appropriate place..

1. Children in Care, also known as Looked After Children (LAC) and children who were previously looked after but ceased to be so by reason of adoption, a residence order (now known as a child arrangement order) or special guardianship order;
2. Children who live in the catchment area, attend the partner infant school and who have a sibling at the school (or partner infant school) at the time of admission.
3. Children who live in the catchment area who have a sibling at the school (or partner infant school) at the time of admission.
4. Children who live in the catchment area and who attend the partner infant school.
5. Children living in the catchment area.
6. Children who live outside the catchment area, but attend the partner infant school and have a sibling at the school (or partner infant school) at the time of admission.

7. Children who live outside the catchment area, but have a sibling at the school (or partner infant school) at the time of admission.
8. Children who live outside the catchment area, but who attend the partner infant school.
9. Children living outside the catchment area who have applied and been unable to gain a place at their Cambridgeshire catchment area school because of oversubscription.
10. Children who live outside the catchment area, but nearest the school as measured by a straight line.

In cases of equal merit in each set of criteria, priority will go to children living nearest the school as measured by a straight line. Please refer to the Glossary of Terms on page 136 for further information.

* Additional places were offered to meet local need

	1 st	2 nd	3 rd
No. of Preferences received	109 91	0 1	0 0
No. of places allocated	108 90		
Criterion allocated to	109		
No. of appeals heard	0		

The Icknield Primary School

☎ 01223 508750

Lynton Way, Sawston, Cambridgeshire, CB22 3EA

School Code	2202	Age Range	4 – 11
PAN for 2019	30	School Type	Foundation with a Trust

Catchment Area: Sawston – east of a line extending to the northern boundary and passing through the water tower (Babraham Road) to Church Lane and also to the south not including High Street London Road developments.

Oversubscription Criteria:

Children who have a Statement of Special Educational Need (SEN) / Education Health and Care Plan (EHCP) that names the school will be admitted. NB. Those children with a statement of SEN / EHCP that does not name the school will be referred to the Statutory Assessment Team (SAT) to determine an appropriate place..

1. Children in Care, also known as Looked After Children (LAC) and children who were previously looked after but ceased to be so by reason of adoption, a residence order (now known as a child arrangement order) or special guardianship order;
2. The child resides in the school's catchment area with a sibling attending the school at the time of admission.
3. The child resides in the school's catchment area.
4. The child does not reside in the catchment area for the school but has a sibling attending the school at the time of admission.
5. The child does not reside in the catchment area

In cases of equal merit in each set of criteria, priority will go to children living nearest the school as measured by a straight line. Please refer to the Glossary of Terms on page 136 for further information.

	1 st	2 nd	3 rd
No. of Preferences received	17 16	23 26	18 9
No. of places allocated	2220		
Criterion allocated to	65		
No. of appeals heard	0		

Jeavons Wood Primary School

☎ 01954 717180

Eastgate, Great Cambourne, CB23 6DZ

School Code	5205	Age Range	4 – 11
PAN for 2019	60	School Type	Academy

Catchment Area: The school will serve the whole of Cambourne. Please also see entry for Hardwick Primary School.

Oversubscription Criteria:

Children who have a Statement of Special Educational Need (SEN) / Education Health and Care Plan (EHCP) that names the school will be admitted. NB. Those children with a statement of SEN / EHCP that does not name the school will be referred to the Statutory Assessment Team (SAT) to determine an appropriate place..

1. Children in Care, also known as Looked After Children (LAC) and children who were previously looked after but ceased to be so by reason of adoption, a residence order (now known as a child arrangement order) or special guardianship order
2. Children with a sibling at the school at the time of admission and who live in the catchment area;
3. Children living in the catchment area;
4. Children living outside the catchment area who have a sibling at the school at the time of admission;
5. Children living outside the catchment area who have applied and been unable to gain a place at their Cambridgeshire catchment area school because of oversubscription
6. Children who live out of catchment.

In cases of equal merit in each set of criteria, priority will go to children living nearest the school as measured by a straight line. Please refer to the Glossary of Terms on page 136 for further information.

	1 st	2 nd	3 rd
No. of Preferences received	73 51	45 46	34 34
No. of places allocated	6051		
Criterion allocated to	34		
No. of appeals heard	0		

Linton C of E Infant School
Church Lane, Linton, CB21 4JX

☎ 01223 891421

School Code	3317	Age Range	4 – 7
PAN for 2019	60	School Type	Voluntary Aided

Catchment Area: Linton, Bartlow as well as a wider area on religious grounds.

Oversubscription Criteria:

Children who have a Statement of Special Educational Need (SEN) / Education Health and Care Plan (EHCP) that names the school will be admitted. NB. Those children with a statement of SEN / EHCP that does not name the school will be referred to the Statutory Assessment Team (SAT) to determine an appropriate place..

1. Children in Care, also known as Looked After Children (LAC) and children who were previously looked after but ceased to be so by reason of adoption, a residence order (now known as a child arrangement order) or special guardianship order;
2. Children living within the catchment area with a sibling (i.e. a child living in the same home) attending the school (or Linton Heights Junior School) at the time of admission;
3. Children living within the catchment area;
4. Children whose families are involved in the life and work of St Mary's Church Linton or St Mary's Church Bartlow, but who live outside the catchment area. (A letter from the Team Rector will be required to confirm a family's involvement in the life and work of St Mary's Churches Linton or Bartlow and any positive responses under this criterion will be treated equally) ;
5. Children living outside the catchment area with a sibling (i.e. a child living in the same home) attending the school (or Linton Heights Junior School) at the time of admission.
6. Children living nearest to the school measured by the shortest straight line distance.

In cases of equal merit in each set of criteria, priority will go to children living nearest the school as measured by a straight line. Please refer to the Glossary of Terms on page 136 for further information.

	1 st	2 nd	3 rd
No. of Preferences received	45 70	12 13	15 5
No. of places allocated	4860		
Criterion allocated to	63		
No. of appeals heard	4		

Linton Heights Junior School
Wheatsheaf Wav. Linton. CB21 4XB

☎ 01223 892210

School Code	2204	Age Range	7 – 11
PAN for 2019	60	School Type	Academy

Catchment Area: Linton, Bartlow.

Oversubscription Criteria:

Children who have a Statement of Special Educational Need (SEN) / Education Health and Care Plan (EHCP) that names the school will be admitted. NB. Those children with a statement of SEN / EHCP that does not name the school will be referred to the Statutory Assessment Team (SAT) to determine an appropriate place..

1. Children in Care, also known as Looked After Children (LAC) and children who were previously looked after but ceased to be so by reason of adoption, a residence order (now known as a child arrangement order) or special guardianship order;
2. Children who live in the catchment area, attend the partner infant school and who have a sibling at the school (or partner infant school) at the time of admission.
3. Children who live in the catchment area who have a sibling at the school (or partner infant school) at the time of admission.
4. Children who live in the catchment area and who attend the partner infant school.
5. Children living in the catchment area.
6. Children who live outside the catchment area, but attend the partner infant school and have a sibling at the school (or partner infant school) at the time of admission.
7. Children who live outside the catchment area, but have a sibling at the school (or partner infant school) at the time of admission.
8. Children who live outside the catchment area, but who attend the partner infant school.
9. Children living outside the catchment area who have applied and been unable to gain a place at their Cambridgeshire catchment area school because of oversubscription.
10. Children who live outside the catchment area, but nearest the school as measured by a straight line.

In cases of equal merit in each set of criteria, priority will go to children living nearest the school as measured by a straight line.

	1st	2nd	3rd
No. of Preferences received	54 55	0 0	0 0
No. of places allocated	5455		
Criterion allocated to	108		
No. of appeals heard	0		

The Meadow Primary School

High Street, Balsham, Cambridgeshire, CB21 4DJ

☎ 01223 894400

School Code	2025	Age Range	4 – 11
PAN for 2019	40	School Type	Academy

Catchment Area: Balsham, Streetly End, West Wickham, Weston Colville and West Wrattling

Oversubscription Criteria:

Children who have a Statement of Special Educational Need (SEN) / Education Health and Care Plan (EHCP) that names the school will be admitted. NB. Those children with a statement of SEN / EHCP that does not name the school will be referred to the Statutory Assessment Team (SAT) to determine an appropriate place..

1. Children in Care, also known as Looked After Children (LAC) and children who were previously looked after but ceased to be so by reason of adoption, a residence order (now known as a child arrangement order) or special guardianship order;
2. Children living in the catchment area with a sibling at the school at the time of admission.
3. Children living in the catchment area.
4. Children living outside the catchment area who have a sibling at the school at the time of admission.
5. Children living outside the catchment area who have applied and been unable to gain a place at their Cambridgeshire catchment area school because of oversubscription.
6. Children who live outside the catchment area, but nearest the school as measured by a straight line.

In cases of equal merit in each set of criteria, priority will go to children living nearest the school as measured by a straight line. Please refer to the Glossary of Terms on page 136 for further information.

	1 st	2 nd	3 rd
No. of Preferences received	28 26	11 7	17 3
No. of places allocated	2829		
Criterion allocated to	66		
No. of appeals heard	0		

Melbourn Primary School

Mortlock Street, Melbourn, SG8 6DB

☎ 01763 223457

School Code	2028	Age Range	4 – 11
PAN for 2019	60 45	School Type	Community

The PAN for 2018-19 was 45.

Catchment Area: Melbourn

Oversubscription Criteria: Please see page 111

* Additional places were offered to meet local need.

	1 st	2 nd	3 rd
No. of Preferences received	52 57	13 12	7 9
No. of places allocated	5156*		
Criterion allocated to	43		
No. of appeals heard	2		

Meldreth Primary School

High Street, Meldreth, SG8 6LA

☎ 01763 260432

School Code	2029	Age Range	4 – 11
PAN for 2019	25	School Type	Community

Catchment Area: Meldreth

Oversubscription Criteria: Please see page 111.

Meldreth Primary School

	1 st	2 nd	3 rd
No. of Preferences received	23 27	27 28	6 13
No. of places allocated	2425		
Criterion allocated to	64		
No. of appeals heard	0		

The Meridian Primary School

Harbour Avenue, Comberton, Cambridgeshire, CB23 7DD

☎ 01223 262423

School Code	2059	Age Range	4 – 11
PAN for 2019	45	School Type	Community

Catchment Area: Comberton, Great Eversden, Little Eversden and Toft

Oversubscription Criteria: Please see page 111.

	1 st	2 nd	3 rd
No. of Preferences received	27 12	9 9	8 9
No. of places allocated	2712		
Criterion allocated to	64		
No. of appeals heard	0		

Milton C of E Academy

☎ 01223 508783

Humphries Way, Milton, Cambridgeshire, CB24 6DL

School Code	3026	Age Range	4 – 11
PAN for 2019	60	School Type	Academy

Catchment Area: Milton**Oversubscription Criteria:**

Children who have a Statement of Special Educational Need (SEN) / Education Health and Care Plan (EHCP) that names the school will be admitted. NB. Those children with a statement of SEN / EHCP that does not name the school will be referred to the Statutory Assessment Team (SAT) to determine an appropriate place.

1. Children in Care, also known as Looked After Children (LAC) and children who were previously looked after but ceased to be so by reason of adoption, a residence order (now known as a child arrangement order) or special guardianship order
2. Children living in the catchment area with a sibling at the school at the time of admission;
3. Children living in the catchment area;
4. Children living outside the catchment area who have a sibling at the school at the time of admission;
5. Children living outside the catchment area who have applied and been unable to gain a place at their Cambridgeshire catchment area school because of oversubscription;
6. Children who live outside the catchment area, but nearest the school as measured by a straight line.

In cases of equal merit in each set of criteria, priority will go to children living nearest the school as measured by a straight line. Please refer to the Glossary of Terms on page 136 for further information.

	1 st	2 nd	3 rd
No. of Preferences received	57 43	30 23	15 0
No. of places allocated	60 54		
Criterion allocated to	66		
No. of appeals heard	0		

Monkfield Park Primary School

☎ 01954 273377

School Lane, Great Cambourne, CB23 5AX

School Code	2449	Age Range	4 – 11
PAN for 2019	60	School Type	Community

Catchment Area: The school will serve the whole of Cambourne. Please also see entry for Hardwick Primary School.

Oversubscription Criteria: Please see page 111

	1 st	2 nd	3 rd
No. of Preferences received	45 31	19 42	45 39
No. of places allocated	46 32		
Criterion allocated to	63		
No. of appeals heard	0		

Oakington C of E Primary School

Water Lane, Oakington and Westwick, CB24 3AL

☎ 01223 232328

School Code	3321	Age Range	4 – 11
PAN for 2019	25	School Type	Voluntary Aided

Catchment Area: Oakington and Westwick (and a wider area on religious grounds)

Oversubscription Criteria:

Children who have a Statement of Special Educational Need (SEN) / Education Health and Care Plan (EHCP) that names the school will be admitted. NB. Those children with a statement of SEN / EHCP that does not name the school will be referred to the Statutory Assessment Team (SAT) to determine an appropriate place.

The oversubscription criteria are as follows:

1. Children in Care, also known as Looked After Children (LAC) and children who were previously looked after but ceased to be so by reason of adoption, a residence order (now known as a child arrangement order) or special guardianship order;
2. Children living in the parishes of Oakington and Westwick at the time of admission.
3. Children living outside Oakington and Westwick with a sibling at the school at the time of admission.
4. Children living outside Oakington and Westwick, with priority being given to those who live closest.

If it becomes necessary to consider children who satisfy the same admission criteria, priority will be given to children who live nearest the school. The distance, for admission purposes, is measured using the straight line distance from the reference point of the home to the reference point of the school, both as determined by the National Land and Property Gazetteer (NPLG). **Please refer to the Glossary of Terms on page 136 for further information.**

Sibling means having at least one parent in common or living in the same household as brother and sisters.

	1 st	2 nd	3 rd
No. of Preferences received	23 15	14 24	20 26
No. of places allocated	2416		
Criterion allocated to	44		
No. of appeals heard	0		

Over Primary School

Long Furlong, Over, Cambridgeshire, CB24 5PG

☎ 01954 273332

School Code	2031	Age Range	4 – 11
PAN for 2019	30 40	School Type	Community

The PAN for 2018-19 was 40.

Catchment Area: Over

Oversubscription Criteria: Please see page 111.

	1 st	2 nd	3 rd
No. of Preferences received	29 19	9 20	4 3
No. of places allocated	2919		
Criterion allocated to	66		
No. of appeals heard	0		

The Pathfinder C of E Primary School

☎ TBC

Pathfinder Way, Northstowe CB24 1AA

School Code	3302	Age Range	4-11
PAN for 2019	10	School Type	Voluntary Aided

The school is being built as 3 Forms of Entry with a final PAN of 90. The PAN for 2019-2018 is provisionally set at 10 in each year group for Foundation & Key Stage 1, and 5 in each year group for Key Stage 2, however, pupils will be admitted during 2018-2019 at the rate at which families move into the Northstowe development.

Catchment Area: This is a new school which serves the new community of Northstowe, South Cambridgeshire, and welcomes pupils from a wider area on religious grounds.

Oversubscription Criteria:

Children who have a Statement of Special Educational Need (SEN) / Education Health and Care Plan (EHCP) that names the school will be admitted. NB. Those children with a statement of SEN / EHCP that does not name the school will be referred to the Statutory Assessment Team (SAT) to determine an appropriate place.

Parents who wish to have their children educated in a Church of England School will have their requests for admission considered, but in the event of the school being oversubscribed, applications will be considered in the following order of priority:

1. Children in Care, also known as Looked After Children (LAC) and children who were previously looked after but ceased to be so by reason of adoption, a residence order (now known as a child arrangement order) or special guardianship order
2. Children living in the catchment area with a sibling at the school at the time of admission;
3. Children living in the catchment area;
4. Children living outside the catchment area who have a sibling at the school at the time of admission;
5. Children of regular worshippers of a Christian church who have expressed a preference for a church school education;
6. Children living outside the catchment area.

NB. All parents wishing to apply under the school's religious criteria must also provide a letter from their parish priest, minister or religious leader confirming the family is known and involved in the life of the church or worshipping community

In cases of equal merit in each set of criteria, priority will go to children living nearest the school as measured by a straight line from the reference point of the home to the reference point of the school, both as determined by the OS AddressBase Premium™.

	1 st	2 nd	3 rd
No. of Preferences received	50	20 16	8 3
No. of places allocated	60		
Criterion allocated to	6NA		
No. of appeals heard	NA		

Pendragon Primary School

☎ 01480 830267

Varrier Jones Drive, Papworth Everard, Cambridgeshire, CB23 3XQ

School Code	2033	Age Range	4 – 11
PAN for 2019	60	School Type	Community

Catchment Area: Papworth Everard

Oversubscription Criteria: Please see page 111.

	1 st	2 nd	3 rd
No. of Preferences received	52 52	8 6	2 5
No. of places allocated	5455		
Criterion allocated to	66		
No. of appeals heard	0		

Petersfield C of E Primary School

☎ 01223 207382

Hurdleditch Road, Orwell, SG8 5QG

School Code	3331	Age Range	4 – 11
PAN for 2019	30	School Type	Voluntary Aided

Catchment Area: The catchment area is defined as the ecclesiastical parishes of Arrington, Croydon, Orwell, Tadlow, Whaddon, Wimpole. Applications are welcome to this Church of England (Aided) School from all children, regardless of religious affiliation.

Oversubscription Criteria:

Children who have a statement of special educational needs or education, health and care plan that names the school will be admitted. NB: Those children with a statement of special educational needs or education, health and care plan that does not name the school will be referred to Student Assessment to determine an appropriate place.

1. Children in Care, also Looked After Children (LAC), and children who were looked after but ceased to be so by reason of adoption, a residence order or care arrangements order or special guardianship order;
2. Children living in the catchment area with a sibling at the school at the time of admission.
3. Children living in the catchment area who live nearest the school as measured by a straight line.

Children from outside the catchment area will be admitted if the admissions number from within the catchment area is less than 30. The following priorities will apply:

1. Children living outside the catchment area with a sibling at the school at the time of admission
2. Children of parents who attend Christian Churches. This needs to be substantiated in the form of a letter from their priest or minister.
3. Children who live nearest the school as measured by straight line.

Please refer to the Glossary of Terms on page 136 for further information.

	1 st	2 nd	3 rd
No. of Preferences received	19 21	4 2	4 1
No. of places allocated	2122		
Criterion allocated to	60C 3		
No. of appeals heard	0		

Stapleford Community Primary School

☎ 01223 508720

Bar Lane, Stapleford, Cambridgeshire, CB22 5BJ

School Code	2041	Age Range	4 – 11
PAN for 2019	30	School Type	Academy

Catchment Area: Stapleford

Oversubscription Criteria:

Children who have a Statement of Special Educational Need (SEN) / Education Health and Care Plan (EHCP) that names the school will be admitted. NB. Those children with a statement of SEN / EHCP that does not name the school will be referred to the Statutory Assessment Team (SAT) to determine an appropriate place.

1. Children in Care, also known as Looked After Children (LAC) and children who were previously looked after but ceased to be so by reason of adoption, a residence order (now known as a child arrangement order) or special guardianship order
2. The child resides in the school's catchment area with a sibling attending the school at time of admission.
3. The child resides in the school's Catchment Area;
4. The child does not reside in the catchment area for the school but has a sibling attending the school at the time of admission.
5. The child does not reside in the Catchment Area.

In cases of equal merit, priority will go to the child closest to the school by the shortest straight line distance. Please refer to the Glossary of Terms on page 136 for further information.

	1 st	2 nd	3 rd
No. of Preferences received	18 28	18 31	17 14
No. of places allocated	2960		
Criterion allocated to	56		
No. of appeals heard	1		

Steeple Morden C of E Primary School

☎ 01763 852474

7 Hay Street, Steeple Morden, SG8 0PD

School Code	3029	Age Range	4 – 11
PAN for 2019	30	School Type	Voluntary Controlled

Catchment Area: Steeple Morden, Litlington, Abington Pigotts, Odsey

Oversubscription Criteria: Please see page 111

	1 st	2 nd	3 rd
No. of Preferences received	23 24	7 13	9 4
No. of places allocated	2424		
Criterion allocated to	66		
No. of appeals heard	0		

Swavesey Primary School

☎ 01954 273312

Middle Watch, Swavesey, Cambridgeshire, CB24 4RN

School Code	2046	Age Range	4 – 11
PAN for 2019	40	School Type	Community

Catchment Area: Swavesey and Lolworth

Oversubscription Criteria: Please see page 111

	1 st	2 nd	3 rd
No. of Preferences received	28 38	22 12	12 17
No. of places allocated	3038		
Criterion allocated to	66		
No. of appeals heard	0		

Teversham C of E Primary School

☎ 01223 293357

Church Road, Teversham, Cambridge, CB1 9AZ

School Code	3325	Age Range	4 – 11
PAN for 2019	30	School Type	Voluntary Aided

Catchment area: The school has a catchment area, defined by the Local Authority, but welcome applications from all children, regardless of religious affiliation or residential location. Information about the catchment area is available from the Local Authority or the school.

Oversubscription Criteria:

Children who have a Statement of Special Educational Need (SEN) / Education Health and Care Plan (EHCP) that names the school will be admitted. NB. Those children with a statement of SEN / EHCP that does not name the school will be referred to the Statutory Assessment Team (SAT) to determine an appropriate place.

1. Children in Care, also known as Looked After Children (LAC) and children who were previously looked after but ceased to be so by reason of adoption, a residence order (now known as a child arrangement order) or special guardianship order
2. Children who live in the catchment area with a sibling at the school at the time of admission;
3. Children who live in the catchment area whose parents worship regularly at a Christian Church
4. Children who live in the catchment area;
5. Children outside the catchment area with a sibling at the school at the time of admission;
6. Children living outside the catchment area whose parents worship regularly at a Christian Church.
7. Children who live nearest the school according to the shortest straight line distance.

In cases of equal merit priority will go to children living nearest the school by shortest straight line distance. Please refer to the Glossary of Terms on page 136 for further information.

Regular worshipping members' means at least once a month average attendance.

The Governing Body requires a letter from the parent's incumbent or other religious leader for applications under the church criteria. These letters should indicate which of the criteria is met.

	1 st	2 nd	3 rd
No. of Preferences received	2415	148	1110
No. of places allocated	3017		
Criterion allocated to	77		
No. of appeals heard	0		

Thriplow C of E Primary School

School Lane, Thriplow, SG8 7RH

☎ 01763 208213

School Code	3326	Age Range	4 – 11
PAN for 2019	2015	School Type	Academy

The PAN for 2018-19 was 15.

Catchment Area: Thriplow School serves the County Parish of Thriplow. The parish includes Thriplow village, Thriplow Heath, Pepperslade, Hurdles Way, Heathfield, and Ringstone. For transport purposes the Local Authority excludes from the catchment area those houses in Thriplow Parish which are located to the west in Pepperslade and Heathfield. The school particularly welcomes parents who wish to send their children to our Church school because of its distinctive Christian ethos.

Oversubscription Criteria:

Children with a Statement of Special Educational Needs in which Thriplow School is named will be admitted. Those children with a Special Statement of Educational Need that does not name the school will be referred to Student Assessment to determine an appropriate place.

All preferences are treated equally, however in the event that there are more applications to attend Thriplow School than there are places available the following criteria will be applied in order of priority:

1. Children in Care, also known as Looked After Children (LAC), and children who were looked after but ceased to be so by reason of adoption, a residence order or care arrangement order or special guardianship order;
2. All children residing in the parish of Thriplow which includes Thriplow village, Thriplow Heath, Hurdles Way, Ringstone, Pepperslade and Heathfield;
3. Siblings of those on the roll at the time of admission. *For the purpose of the admissions policy sibling is defined as a child or children who live in the same family home*
4. Children whose families are involved in the work and worship of the Four Church Benefice. The Four Church Benefice being St George's Church, Thriplow; St Mary's Church, Fowlmere; St Laurence's Church, Foxton; and All Saint's Church, Shepreth, and who may also live outside the parish of Thriplow. It is recognized that some families do not live, work and worship in the same place.*;
5. Those children who are baptized and whose parents are active members of any Christian Church and for whom this is the nearest Church of England (Aided) School);
6. Children whose parents, if not worshipping members of a Christian Church, nevertheless wish their child to attend a Church of England (Aided) School because of its specifically religious emphasis.*;
7. Children who live outside the catchment area but who have been unable to gain a place at their catchment area school because of oversubscription);
8. Children living outside the catchment area but for whom Thriplow School is the nearest school.

**All parents wishing to apply under the schools religious criteria must also request a supplementary information form from the school office.*

***The distance for admissions purposes, is measured using the straight line distance from the reference point of the home to the reference point of the school, both as defined by the Ordnance survey (OS) AddressBase Premium. These distances are produced by the LA Admissions team for the school. For families who live outside the area covered by the Cambridgeshire mapping system, distances are determined using a combination of local maps and online resources.*

In cases of equal merit in each set of criteria, priority will go to children living nearest the school as measured by a straight line. Please refer to the Glossary of Terms on page 136 for further information.

The criteria for 2018-19 entry were not the same as those above.

*Additional places were offered to meet local need.

	1 st	2 nd	3 rd
No. of Preferences received	16 19	36 20	6 7
No. of places allocated	19*19±		
Criterion allocated to	98		
No. of appeals heard	0		

The Vine Inter Church Primary School

☎ 01954 719630

The Vines, Upper Cambourne, CB23 6DY

School Code	3389	Age Range	4 – 11
PAN for 2019	60	School Type	Voluntary Aided

Catchment Area: The school will serve the whole of Cambourne. Please also see entry for Hardwick Primary School.

Oversubscription Criteria:

Children who have a Statement of Special Educational Need (SEN) / Education Health and Care Plan (EHCP) that names the school will be admitted. NB. Those children with a statement of SEN / EHCP that does not name the school will be referred to the Statutory Assessment Team (SAT) to determine an appropriate place..

1. Children in Care, also known as Looked After Children (LAC), and children who were looked after but ceased to be so by reason of adoption, a child arrangement order (resident order) or special guardianship order;
2. Children living in the catchment area with a sibling at the school at the time of admission;
3. Children living in the catchment area;
4. Children living outside of the catchment area who have a sibling at the school at the time of admission
5. Children living outside the catchment area who have applied and been unable to gain a place at their Cambridgeshire catchment area school because of oversubscription;
6. Children who live out of catchment.

In cases of equal merit, priority will go to children living nearest the school according to the shortest straight line distance. Please refer to the Glossary of Terms on page 136 for further information.

	1 st	2 nd	3 rd
No. of Preferences received	5252	4947	1728
No. of places allocated	5854		
Criterion allocated to	64		
No. of appeals heard	0		

Waterbeach Community Primary School

☎ 01223 718988

High Street, Waterbeach, Cambridgeshire, CB25 9JU

School Code	2048	Age Range	4 – 11
PAN for 2019	60	School Type	Community

Catchment Area: Waterbeach, Landbeach and Chittering

Oversubscription Criteria: Please see page 111.

	1 st	2 nd	3 rd
No. of Preferences received	6666	1810	119
No. of places allocated	6060		
Criterion allocated to	33		
No. of appeals heard	2		

William Westley C of E Primary School

☎ 01223 832176

Mill Lane, Whittlesford, Cambridgeshire, CB22 4NE

School Code	3032	Age Range	4 – 11
PAN for 2019	30	School Type	Voluntary Controlled

Catchment Area: Whittlesford

Oversubscription Criteria: Please see page 111.

	1 st	2 nd	3rd
No. of Preferences received	4329	2726	2717
No. of places allocated	3030		
Criterion allocated to	36		
No. of appeals heard	1		

Willingham Primary School

☎ 01954 283030

Thoday's Close, Willingham, Cambridgeshire, CB24 5LE

School Code	2054	Age Range	4 – 11
PAN for 2019	60	School Type	Community

Catchment Area: Willingham

Oversubscription Criteria: Please see page 111.

	1 st	2 nd	3rd
No. of Preferences received	3839	62	47
No. of places allocated	3944		
Criterion allocated to	66		
No. of appeals heard	0		

Glossary of terms

Academies	Including Free Schools, University Technical Colleges, are state-funded independent schools.
Application form	Available either online or on paper for parents / carers to complete, stating which schools they would prefer their children to attend.
Catchment area	A defined geographical area surrounding a school from which it will usually take the majority of its pupils.
Community school	A school owned and run by the County Council.
Designated school	The Local Authority will offer a place at a school which is either: (a) the catchment school; (b) the nearest school with an available place; or (c) the school specified in the child's statement of Special Educational Need or Education Health and Care Plan. This allocation is known as the designated school.
Distance Between Home and School	<p>Distance within Cambridgeshire is calculated by measuring a straight line from the reference point of the home, as determined by OS AddressBase Premium TM, to the reference point of the school.</p> <p>For families who live outside of Cambridgeshire, straight line distances are determined using a combination of local maps and on-line resources. Distances for transport purposes are measured by the shortest available route.</p> <p>In the event of (a) two or more children living at the same address point (e.g. children resident in a block of flats) or (b) two addresses measuring the same distance from the school, the ultimate tiebreaker will be random selection, witnessed by a Council officer, independent of the Admissions Team.</p>
Foundation school	A school which is funded by the County Council but run by its governing body.
Foundation school with a Trust	A school which is funded by the County Council, but managed by its governing body, and has formed links with a charitable organisation (the Trust) formed by partners such as universities, businesses or voluntary organisations.
Home Address	<p>Is considered to be a child's permanent or main residence at the time school places are allocated. This should also be the address where the child will be residing when they start school.</p> <p>Where a child's time is divided between more than one address, their "main residence" will be taken from where they spend the majority of their school nights (Sunday to Thursday), and to which the child benefit is paid.</p> <p>An address used for before and after-school childcare arrangements will not be considered.</p> <p>Places cannot be allocated on the basis of intended future changes of address, unless the move has been confirmed and the relevant proof can be provided;</p> <ul style="list-style-type: none"> • a letter from your solicitor confirming exchange of contracts and completion date, • a copy of a rental agreement for at least 12 months signed by both the tenant and the landlord <p>If the move is a return to a property currently tenanted a copy of the notice to quit will be required.</p>

Home address (continued)	Parents must inform the Admissions Team of any change of address between the time of application and when the child is due to start at the new school. Failure to do this may result in the offer of a place being withdrawn.
Independent Appeals Panel	The group of people who are called together to hear admission appeals. Panel members have no involvement with the school or the County Council.
LA	Local Authority
Looked After Children	A 'looked after child' is a child who is (a) in the care of the local authority, or (b) being provided with accommodation by a local authority in the exercise of their social services function (see definition in section 22(1) of the Children Act 1989) at the time of making an application to a school.
Maintained schools	All schools funded by the County Council (this includes community, foundation, voluntary controlled and voluntary aided schools).
Oversubscription criteria	The priority order by which school places are allocated when a school is oversubscribed, i.e. there are more applicants than places available.
Parent	A person who is either the child's birth or adoptive parent or who has parental responsibility for the child.
Previously Looked After Children	Children who were previously Looked After (as defined above) but ceased to be so by reason of adoption, a special guardianship order or resident order (now known as a Child Arrangement Order) . Evidence must be provided to be considered under this criterion.
Published Admission Number (PAN)	The number of places available in the normal entry year.
Siblings	Children, usually brothers or sisters, aged between 4 and 16, who live together in the same family unit. Unless otherwise stated, children who are in attached nursery or sixth form provision are not included. Please note that siblings can only be considered where the child is actually attending the school by the relevant cut off date.
Trust School	A school which is funded by the County Council, but run by its governing body, and has formed links with a charitable organisation (the Trust) formed by partners such as universities, businesses or voluntary organisations.
Voluntary aided school	A school set up and owned by a voluntary body, usually a church body, but largely financed by the County Council.
Voluntary controlled school	A school owned and funded by the County Council but with links to the voluntary body that originally set it up.

Useful Contact information

Cambridgeshire Race Equality and Diversity Service (CREDS)

✉ CPDC, Foster Road, Trumpington, Cambridge CB2 9NL

☎ 01223 703882 @ creds@cambridgeshire.gov.uk

🌐 <https://www.cambridgeshire.gov.uk/residents/children-and-families/schools-&-learning/education-your-rights-and-responsibilities/race-equality-and-diversity/>

Education Support for Looked After Children (ESLAC)

✉ CPDC, Foster Road, Trumpington, Cambridge CB2 9NL

☎ 01223 699883 @ eslac@cambridgeshire.gov.uk

🌐 <https://www.cambridgeshire.gov.uk/residents/children-and-families/children-s-social-care/looked-after-children/>

Education Welfare Benefits Service

✉ Box OCT 1222, The Octagon, Shire Hall, Castle Hill, Cambridge, CB3 0AP

☎ 01223 703200 @ ewb.fsm@cambridgeshire.gov.uk

🌐 <https://www.cambridgeshire.gov.uk/residents/children-and-families/schools-&-learning/help-with-school-&-learning-costs/free-school-meals/>

Home to school transport

Social & Education Transport Team (SETT)

✉ Box SH1013, Shire Hall, Castle Hill, Cambridge, CB3 0AP

☎ 0345 0455208 @ edtransport@cambridgeshire.gov.uk

🌐 www.cambridgeshire.gov.uk/education/transport

Parent Partnership Service

✉ Box SH1212, Shire Hall, Castle Hill, Cambridge, CB3 0AP

CALL (Confidential Advice Line Link)

☎ 01223 699214 - Countywide @ pps@cambridgeshire.gov.uk

🌐 www.cambridgeshire.gov.uk/pps

Special Education Needs

Statutory Assessment Team (SAT)

✉ Box SCO2209, Scott House, Huntingdon, PE29 3AD

☎ 01480 372600

@ Start@cambridgeshire.gov.uk

🌐 http://www.cambridgeshire.gov.uk/info/20136/special_educational_needs_and_disabilities_local_offer

Neighbouring Local Authorities

Bedford Borough Council

✉ School Admissions Service, Borough Hall, Cauldwell Street, Bedford, MK42 9AP
☎ 01234 718120 @ admissions@bedford.gov.uk
💻 www.bedford.gov.uk

Central Bedfordshire

✉ School Admissions Service, Central Bedfordshire Council, Watling House, High Street North, Dunstable, LU6 1LF
☎ 0300 300 8037 @ admissions@centralbedfordshire.gov.uk
💻 www.centralbedfordshire.gov.uk/admissions

Essex County Council

✉ School Admissions, PO Box 4261, Chelmsford, CM1 1GS
☎ 0345 603 2200 @ admissions@essex.gov.uk
💻 www.essex.gov.uk/admissions

Hertfordshire County Council

✉ Admissions and Transport Team, Hertfordshire County Council, County Hall CHR102, Peggs Lane, Hertford, SG13 8DF
☎ 0300 123 4043 @ hertsdirect@hertscc.gov.uk
💻 www.hertsdirect.org

Lincolnshire County Council

✉ County Offices, Newland, Lincoln LN11YQ
☎ 01522 782030
@ schooladmissions@lincolnshire.gov.uk
💻 www.lincolnshire.gov.uk/schooladmissions

Norfolk County Council

✉ School Admissions, 8th Floor, County Hall, Martineau Lane, Norwich, NR1 2DL
☎ 0344 800 8020 @ admissions@norfolk.gov.uk
💻 www.norfolk.gov.uk

Peterborough City Council

✉ Admissions Team, Bayard Place, Broadway, Peterborough, PE1 1FB
☎ 01733 864007 @ admissions@peterborough.gov.uk
💻 www.peterborough.gov.uk

Suffolk County Council

✉ School Admissions Team, Health, Wellbeing and Children's Services, Suffolk County Council, Endeavour House, 8 Russell Road, Ipswich, IP1 2BX
☎ 0345 600 0981 @ admissions@suffolk.gov.uk
💻 www.suffolk.gov.uk/admissionstoschools

This booklet is available in a variety of languages,
large-print and Braille. If you require an alternative version please contact the
Admissions Team

☎ 0345 045 1370

💻 admissions@cambridgeshire.gov.uk